



# **POLARIS** ***RANGER***



**ACCESSORIES,  
MAINTENANCE  
& APPAREL**

**POLARIS**

**2026**

EMEA VERSION

***RANGER***

**HARDEST  
WORKING.  
SMOOTHEST  
RIDING.**



**POLARIS**



Make the most of your workday with RANGER, our most capable UTV. Get more done with the ultimate blend of capability, comfort and durability, plus have more fun on the trail when the work's complete.



## CAPABILITY

**WORK SMARTER, NOT HARDER** | Get more done with on-demand all-wheel drive that provides instant traction and powerful hauling and towing for your toughest jobs.



## COMFORT

**KEEP THE OUTDOORS OUTSIDE** | Whatever you do, enjoy it in any weather with enclosed cab options, seating for up to six and accessories designed for rain or shine.



## DURABILITY

**TACKLE THE TOUGH STUFF** | RANGER is built to be durable enough for any job, available with full underbody skid plate, massive front bumper.

# POLARIS RANGER

## 02 2026 OVERVIEW

04 POLARIS ENGINEERED PARTS & ACCESSORIES

## ACCESSORIES & MAINTENANCE

- 10 1000 / XP 1000 / XP KINETIC / DIESEL
- 40 SP 570
- 60 YOUTH

## COMMON ACCESSORIES

- 62 WINCHES
- 64 PLOWS
- 68 LIGHTING
- 70 CONNECTED TECHNOLOGY
- 72 ELECTRICAL ACCESSORIES
- 75 TRACKS
- 76 HUNT
- 78 COOLERS
- 80 WHEELS & TIRES
- 88 CLEANERS & TRAILERING


## MAINTENANCE & GARAGE

- 90 OIL & LUBRICANTS
- 92 GARAGE ACCESSORIES
- 92 BATTERY CHARGERS & SERVICE PARTS
- 94 HEAVY DUTY PARTS

## APPAREL

- 97 RANGER APPAREL & MERCHANDISE
- 97 RANGE COLLECTION
- 98 CASUALWEAR & HATS
- 99 HELMETS & GOGGLES
- 100 RACING COLLECTION





# PARTS AND ACCESSORIES DESIGNED TO FIT YOUR RANGER

## DESIGNED

by the people who designed your vehicle.

## TESTED

in the field so you ride with 100% confidence.

## TRUSTED

70 years in the business. The #1 name in off-road.

KEEP YOUR  
**STANDARDS HIGH.**  
WE DO.



## WE HOLD OUR PARTNERS TO THE SAME STANDARDS

Sharing an outdoor adventure with a companion or two gives your experience its very own energy. When we meet another brand that builds and tests their products with the same rigor as we do, a kinship forms. So we give them an exclusive partner badge and invite them along for the ride. It's another way we bring you the best options for customizing your Polaris vehicle without compromise. How better to send you and your crew out into the world?





**BRING IT ALL.  
BRING IT ON.**

SEE RHINO-RACK® PRODUCTS P. 30



**RANGER XP KINETIC  
GET MORE DONE.  
HAVE MORE FUN.**





# NEXT-LEVEL COMFORT

LEVERAGE THE FULL CAPABILITIES OF YOUR MACHINE YEAR-ROUND.



# SUPERIOR INTEGRATION

MAKE WORK EASIER WITH YOUR VEHICLE BUILT TO ADD ESSENTIAL ACCESSORIES FOR ANY JOB.

**PRO SERIES**



# DO MORE

TACKLE ANY JOB AND LEAVE NOTHING BEHIND.



**RHINO-RACK**



# ENHANCE YOUR RIDE WITH INTEGRATED ACCESSORIES

**RANGER IS A TRUSTED AND CAPABLE WORK PARTNER.** Developed and tested along with the vehicle, Polaris Engineered Accessories are designed for seamless integration and simple installation to get more done, year-round.

## SUPERIOR INTEGRATION



P. 72

### PLUG AND PLAY ELECTRICAL ○

A revolution in electrical accessory integration, the Polaris PULSE Electrical System allows for a simple plug and play approach for adding power to Polaris Engineered Accessories.

## PRO SERIES P. 62

### INTEGRATED PRE-WIRED WINCH MOUNT ○

Designated mounting points and pre-wired connectors provide a perfect fit and the strongest place to attach the Polaris Engineered winch—the most dependable winch for your RANGER. With wiring built right into the vehicle, we made this the easiest RANGER winch to install.

### INTEGRATED PLOW MOUNT\* ○

The attachment points for the plow system are integrated right at the factory and feature an innovative drive-up and go installation process.

\*Integrated plow mount not included on RANGER SP 570 non-Premium/non-NorthStar models

P. 64





## DO MORE



### VERSATILITY

Lock & Ride mounting locations allow for limitless customization to let you work the way you want.

**RANGER 1000 / XP 1000 / XP KINETIC / DIESEL** P. 18  
**RANGER SP 570** P. 50

## BRING IT ALL. BRING IT ON.\*



**RHINO-RACK®**

### STORAGE VERSATILITY

Rhino-Rack roof rack and bed rack solutions offer 40% more storage capacity so you never have to leave tools or gear behind.



**RANGER 1000 / XP 1000 / XP KINETIC / DIESEL** P. 30

\*Always read and follow the owner's manual and on-vehicle labels for prohibited items.

## NEXT-LEVEL COMFORT


### OUR BEST SEALING CAB

With the profile channels engineered into the roll cage, body plastics molded to seal and cab accessories designed to keep the elements out, the cab system offers a new level of interior comfort.

**RANGER 1000 / XP 1000 / XP KINETIC / DIESEL** P. 16  
**RANGER SP 570** P. 48

# CUSTOMIZE YOUR RANGER



## OWNER ESSENTIALS PACKAGE

- 2890333 Sport Roof Crew - Poly P. 16
- 2890527 Premium Roof Liner - Crew P. 16
- 2889020 Tip-Out Full Windshield - Glass P. 18
- 2879013  Rear Panel - Glass P. 19
- 2889811 Manual Crank Window Doors - Front P. 20
- 2889812 Manual Crank Window Doors - Rear P. 20
- 2890288 Sun Visor P. 22
- 2889220 Weatherproof Convex Rearview Mirror Kit P. 23
- 2890232 Upper Front Bumper P. 26
- 2882529 Standard Rear Bumper P. 26






## FARM/RANCH PACKAGE

- 2882752  Bed Extender P. 32
- 2890233  Headache Rack P. 32
- 2889793 Pro Armor 40" Single-Row Combo  
LED Light Bar P. 69
- 2879860 Y-Harness P. 69
- 2889679 Reverse Light Harness P. 74





## TRAIL RIDING PACKAGE

- 2882530 Rock Sliders with Step P. 26  
 2889689 Mud Guards P. 26  
 2889193  Spare Tire Carrier P. 32

- 2889793 Pro Armor 40" Single-Row Combo LED Light Bar P. 69  
 2883230 Polaris PULSE Wiring Harness - 1 LED Light Bar P. 74  
 2883425 Polaris NorthStar 60 QT Cooler P. 78



## WINTER PACKAGE


- 2889328 6" Plow Extensions P. 64  
 2889308 Pro Series Push Frame P. 64  
 2889058 Pro Series Plow Hydraulic Lift System P. 64  
 2890334 Pro Series Plow Blade - 72" Steel P. 64

- 2889029 Pro Series Plow Hydraulic Angle System P. 64  
 2883247 Plow System Power Controller P. 64  
 2889329 Back Drag Bar - 72" P. 65  
 2889793 Pro Armor 40" Single-Row Combo LED Light Bar P. 69  
 2883230 Polaris PULSE Wiring Harness - 1 LED Light Bar P. 74






## LANDOWNER PACKAGE

2889672 Rear LED Work Light P. 24  
 2889679 Reverse Light Harness P. 24  
 2882177  CargoMax System P. 32

2889876 Trash Can Hauler P. 35  
 2889793 Pro Armor 40" Single-Row Combo LED Light Bar P. 69  
 2883230 Polaris PULSE Wiring Harness - 1 LED Light Bar P. 74



## HUNT PACKAGE

2890583 Front Hood Storage Rack P. 32  
 2890233  Headache Rack P. 32  
 2889705 300 LB Rear Cargo Box Winch P. 32

2882904 Polaris PULSE Roof 6 P. 73  
 2884106 Single Boot Mount P. 76  
 2882036 Kolpin Stronghold Gun Boot XL P. 76



# CAB KITS

TAKE YOUR  
**RANGER**  
TO THE NEXT LEVEL  
OF COMFORT

Customize your experience by adding Cab Kits.





## FULL CAB KITS

1000 / XP 1000 / DIESEL / XP KINETIC

		PREMIUM	FS NORDIC PRO - DIESEL DELUXE TRACTOR	XP 1000 TRACTOR	1000 TRACTOR	DIESEL TRACTOR	XP KINETIC TRACTOR
		28K0001	28K0010	28K0011	28K0012	28K0013	28K0014*
2890684	Premium Roof - Poly - Black P. 16	✓	✓	✓	✓	✓	✓
2889020	Tip-Out Full Windshield - Glass P. 18	✓	✓	✓	✓	✓	✓
2879013	Rear Panel - Glass P. 19	✓	✓	✓	✓	✓	✓
2889811-070	Manual Crank Window Doors - Poly - Black P. 20	✓	✓	✓	✓	✓	✓
2883974	Windshield Wiper & Washer System P. 22	✓	✓	✓	✓	✓	✓
2209164	Mirror Door Mount Adapters P. 23	✓	✓	✓	✓	✓	✓
2891398	Labels & Covers Kit		✓	✓	✓	✓	✓
PN Varies	8-Vent Heater & Defrost System P. 22			2882753 ✓	2884066 ✓	2890045 ✓	2889449 ✓

## HALF CAB KIT

28K0003

- 2890684 Premium Roof - Poly - Black P. 16
- 2889021 Fixed Windshield - Glass P. 18
- 2879013 Rear Panel - Glass P. 19
- 2883974 Windshield Wiper & Washer System P. 22

XP 1000 '18-26, 1000 '20-26, DIESEL '20-26, XP KINETIC '23-24




### TOP SELLER 8-VENT HEATER & DEFROST SYSTEM

P. 22-23

- » **XP 1000 ONLY** 2882753  
XP 1000 '18-22
- » **1000 ONLY** 2884066  
1000 '20-22
- » **DIESEL ONLY** 2890045  
DIESEL '20-22
- » **XP KINETIC ONLY** 2889449\*  
XP KINETIC '23-24

\*REQUIRES HIGH VOLTAGE BUSBAR (2889667) AND ADHESIVE ACCESSORY KIT (2890070), EACH SOLD SEPARATELY



**ADD TO YOUR  
CAB COMFORT**  
with the Heater System

# ROOFS

TO SHIELD AGAINST DRIVING RAIN OR THE BLISTERING SUN, a roof is the first must-have of the Polaris Engineered cab components. Get on your way with protective peace of mind.

## POLY FEATURES

- Water run-off
- Liner ready
- Polaris PULSE plug and play
- Lightweight

## POLY

Lightweight, durable and impact-resistant. A poly roof can take the abuse of a tough trail and still protect.

### SPORT ROOF - POLY

» 2-SEAT • BLACK • 2882911

XP 1000 '17-26, 1000 '20-26, XP KINETIC '23-24, DIESEL '17-26

» CREW • BLACK • 2890333 **TOP SELLER**

CREW XP 1000 '19-26, CREW 1000 '20-26



### PREMIUM ROOF - POLY **TOP SELLER**

• Premium roof liner included

» BLACK • 2890684

XP 1000 '17-26, 1000 '20-26, XP KINETIC '23-24, DIESEL '17-26

## LINERS

Get a touch of premium comfort, reduce cab noise and hide wiring.

Included with Premium Poly Roofs.

### PREMIUM ROOF LINER



» 2-SEAT • 2890526

XP 1000 '17-26, 1000 '20-26, XP KINETIC '23-24, DIESEL '17-26  
WORKS WITH SPORT ROOF (2882911)

» CREW • 2890527 **TOP SELLER**

CREW XP 1000 '18-26, CREW 1000 '20-26



POLARIS ENGINEERED  
ADVANTAGESPREMIUM FINISH  
AND QUIETER RIDESEALED  
COVERAGEREDUCE  
STANDING WATEREASY AND FAST  
INSTALLATIONPREMIUM & SPORT  
ROOF FEATURES\*

SEE AUDIO OPTIONS P. 28

ADD POWER TO PREMIUM  
& SPORT ROOFS P. 72

\* Premium and Sport features not available on steel roofs

## STEEL

For the ultimate in strength and protection.



## STEEL ROOF

- Integrated visor for protection and accessory mounting
- Compatible with OEM and Kolpin® Glass Windshields and back panels
- Includes rubber seals for placement in-between roll cage and roof to minimize noise and wear
- Quick and easy install in less than 30-minutes

## » 2-SEAT • 29110

XP 1000 '17-26, 1000 '20-26, DIESEL '17-26

## » CREW • 29120

CREW XP 1000 '19-26, CREW 1000 '20-26

NOT COMPATIBLE WITH POLARIS OEM ROOF LINERS



## ROOF FOAM LINER INSULATION

- 5MM adhesive backed foam pad to stick to underside of metal roofs
- Reduces noise, squeaks, pads roof against frame
- Looks more premium, provides soft-touch surfaces and is washable

## » 2-SEAT • 29010

XP 1000 '17-26, 1000 '20-26, DIESEL '17-26

## » CREW • 29020 (SHOWN)


CREW XP 1000 '19-26, CREW 1000 '20-26

NOT COMPATIBLE WITH POLARIS OEM ROOFS




# WINDSHIELDS & REAR PANELS

## GLASS vs HARD COAT POLY



Superior optical clarity (automotive level)  
Scratch-resistant  
Curved to fit, seals tight  
Cold weather / heavy duty  
Wiper ready

Lightweight, flexible, easy to store/remove  
Impact-resistant  
360° seal keeps out rain and dust



### TIP-OUT FULL WINDSHIELD - GLASS TOP SELLER

- Tip-out design offers three positions: open, closed and vented
- Gas shocks assist in easy opening and closing
- 360° gasket for reliable protection and comfort
- Scratch-resistant automotive-style curved glass

» 2889020

XP 1000 '18-26, CREW XP 1000 '19-26, CREW 1000 '20-26, 1000 '20-26, XP KINETIC '23-24, DIESEL '17-26

NOT COMPATIBLE WITH ROPS MOUNTED SIDE VIEW MIRRORS (2889243)



### FULL GLASS WINDSHIELD - CLEAR TOP SELLER

- Scratch-resistant, curved laminate safety glass
- Protects against wind and rain
- UV-blocking interlayer and 360° gasket seal

» 2889021

XP 1000 '18-26, CREW XP 1000 '19-26, CREW 1000 '20-26, 1000 '20-26, XP KINETIC '23-24, DIESEL '20-26



### FULL GLASS WINDSHIELD - CLEAR

- Scratch-resistant, curved laminate safety glass that protects against wind, rain and other hazardous debris
- UV-blocking interlayer and 360° gasket seal
- Seal Kit included

» 2889030

XP 1000 '17-26, CREW XP 1000 '17-26, CREW 1000 '20-26, 1000 '20-26, DIESEL '17-26



### FULL WINDSHIELD VENTED - HARD COAT POLY

- Frameless design for maximum visibility
- Added vents for airflow on a hot day or defrosting on a cold day
- Requires Wiper Install Kit (2207624), sold separately

» 2883266

XP 1000 '17-26, CREW XP 1000 '18-26, CREW 1000 '20-26, 1000 '20-26, XP KINETIC '23-24, DIESEL '20-26




### FULL WINDSHIELD - HARD COAT POLY

- Frameless design for maximum visibility
- Requires Wiper Install Kit (2207624), sold separately

» 2883300

XP 1000 '17-26, CREW XP 1000 '18-26, CREW 1000 '20-26, 1000 '20-26, XP KINETIC '23-24, DIESEL '20-26



### FLIP-DOWN WINDSHIELD - HARD COAT POLY

- Two venting options: fully sealed, flip-down or remove upper half for some protection with maximum ventilation

» 2884139

XP 1000 '18-26, CREW XP 1000 '19-26, CREW 1000 '20-26, 1000 '20-26, XP KINETIC '23-24, DIESEL '20-26





**EASY AND FAST  
INSTALLATION**



**AIRTIGHT  
GASKET SEAL**



**MULTI-FUNCTION  
FEATURES**

## POLARIS ENGINEERED ADVANTAGES



### **LR** FULL WINDSHIELD - POLY

- Frameless design for maximum visibility

» 2883278

XP 1000 '17-26, CREW XP 1000 '18-26, CREW 1000 '20-26, 1000 '20-26, XP KINETIC '23-24, DIESEL '20-26



### **LR** HALF WINDSHIELD - POLY

- Deflects air flow from straight on, but still provides air flow in the cab

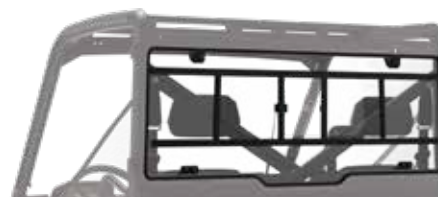
» 2883301

XP 1000 '17-26, CREW XP 1000 '18-26, CREW 1000 '20-26, 1000 '20-26, XP KINETIC '23-24, DIESEL '20-26



**ADD ALL-WEATHER VISIBILITY**  
P. 22

## REAR PANELS



### **LR** REAR PANEL - SLIDING GLASS

- Sliding window provides ventilation, cab comfort and access to cargo in rear box

» 2879015

XP 1000 '17-26, CREW XP 1000 '18-26, CREW 1000 '20-26, 1000 '20-26, XP KINETIC '23-24, DIESEL '20-26



### **LR** REAR PANEL - GLASS TOP SELLER

» 2879013

XP 1000 '17-26, CREW XP 1000 '18-26, CREW 1000 '20-26, 1000 '20-26, XP KINETIC '23-24, DIESEL '20-26



### **LR** REAR PANEL - POLY

- Strong, thick polycarbonate provides outstanding impact and scratch resistance
- Installs in contours of cab frame with 360° gasketing for outstanding protection, comfort, fit and finish

» 2883773

XP 1000 '17-26, CREW XP 1000 '18-26, CREW 1000 '20-26, 1000 '20-26, XP KINETIC '23-24, DIESEL '20-26



## REDUCE IN-CAB DUST SWIRL BY ADDING A REAR PANEL.

With a windshield and roof installed, turbulent air develops behind the cab. Add a rear panel to reduce dust intrusion from this swirl.

ROOFS

WINDSHIELDS  
& REAR PANELS

DOORS

CAB COMFORT  
& CONVENIENCE

WINCHES

PROTECTION  
& AUDIO

STORAGE

XP KINETIC

MAINTENANCE  
PARTS & FLUIDS

# DOORS

GET SUPERIOR PERFORMANCE  
AND OUR BEST SEAL

360° GASKET SEAL  
EASY TO CLEAN TPE LINER  
BUILT-IN STORAGE  
VENTILATION OPTIONS



## KEY FEATURES

WINDOW TYPE / VENTILATION  
VISIBILITY  
STORAGE COMPARTMENT  
AUDIO-READY / SPEAKER MOUNT  
PREMIUM TPE LINER  
SPECIAL FEATURES

PREMIUM POLY DOORS			CANVAS DOORS
POWER WINDOW DOORS	MANUAL CRANK WINDOW DOORS	HALF DOORS	ZIP WINDOW DOORS
GLASS / POWER	GLASS / MANUAL CRANK	NA / OPEN TOP	CLEAR POLY / ZIPPED
UPPER	UPPER	UPPER	UPPER + PARTIAL LOWER
STANDARD	STANDARD	STANDARD	
STANDARD, PRE-WIRED	STANDARD		
STANDARD	STANDARD	STANDARD	
BUILT-IN FLOOR LIGHT, COLORED ACCENT PANELS AVAILABLE	COLORED ACCENT PANELS AVAILABLE	COLORED ACCENT PANELS AVAILABLE	AVAILABLE IN POLARIS PURSUIT CAMO

The ultimate door offering power windows, switches mounted on the door and built-in floor light.

A premium, door offering manual crank windows for airflow adjustment in the cab.

Provides lower protection from the off-road with an open-air experience.

Lightweight, durable protection with adjustable zipper ventilation and see-through bottom panel.

Front and Rear Doors of same design are required to complete a cab on CREW RANGER models.  
Premium Doors come with Gloss Black Exterior Door Accent Panels, images shown with optional Exterior Door Accent Panels.

FRONT DOORS (SET OF 2)  XP 1000 '18-26, CREW XP 1000 '19-26, CREW 1000 '20-26, 1000 '20-26, XP KINETIC '23-24, DIESEL '20-26	  <b>TOP SELLER</b> POWER WINDOW DOORS - POLY - BLACK 2889813	  <b>TOP SELLER</b> MANUAL CRANK WINDOW DOORS - POLY - BLACK 2889811	  HALF DOORS - POLY 2889814	  ZIP WINDOW DOORS - CANVAS - BLACK 2891499
	REAR DOORS (SET OF 2)  CREW XP 1000 '19-26, CREW 1000 '20-26	  <b>TOP SELLER</b> MANUAL CRANK WINDOW DOORS - REAR - POLY 2889812	  HALF DOORS - REAR - POLY 2889815	  ZIP WINDOW DOORS - REAR - CANVAS - BLACK 2891500



## STEEL HALF DOORS

- Set of 2 doors
- 30-minute installation
- Easy-on, easy-off e-clip & hinge pin removal
- Standard automotive forward opening (like your truck)
- Premium aluminum door handle with automotive-style latch (doesn't rattle)
- Thick D-Trim seals around lower edge for splash-free riding



» FRONT • 32000

XP 1000 '18-26, 1000 '20-26, XP KINETIC '23-24, DIESEL '20-26



» REAR • 32010

CREW XP 1000 '19-26, CREW 1000 '20-26



## UPPER SOFT DOORS

- Set of 2 doors
- Quick on-off 15 minute installation
- Durable steel framing with weather resistant nylon canvas
- -20° F cold crack rated PVC windows with double zippered full opening
- Door handle access with zippered closure
- Thick trim seals around upper edge for cab enclosure



» FRONT • 32500

XP 1000 '18-26, 1000 '20-26, XP KINETIC '23-24, DIESEL '20-26

ONLY COMPATIBLE WITH KOLPIN DOORS  
FRONT STEEL HALF DOORS (32000) REQUIRED,  
SOLD SEPARATELY



» REAR • 32510

CREW XP 1000 '19-26, CREW 1000 '20-26

ONLY COMPATIBLE WITH KOLPIN DOORS  
REAR STEEL HALF DOORS (32010) REQUIRED,  
SOLD SEPARATELY

## EXTERIOR DOOR ACCENT PANELS

- Replace stock gloss black accent panels
- Painted plastic and clear-coated for UV protection
- Install easily with a single screw
- Comes as a pair



SUNSET  
RED METALLIC

FRONT 2882870-520  
REAR 2883829-520



POLARIS  
PURSUIT CAMO

2882870-587  
2883829-587



BLACK  
PEARL

2882870-666  
--



MATTE  
SAGEBRUSH GREEN

2882870-685  
2883829-685



ORANGE  
RUST

2882870-750  
2883829-750



STEALTH  
GRAY

FRONT 2882870-804  
REAR 2883829-804



BLUE  
SLATE

2882870-826  
2883829-826



ONYX  
BLACK

2882870-866  
--



ICY WHITE  
PEARL

2882870-911  
--



HEAVY METAL

2882870-942  
2883829-942



NEW  
BLUE LABYRINTH

FRONT 2882870-981  
REAR 2883829-981



MIRAGE  
BEIGE

2882870-987  
2883829-987



NEW  
ROVER RUST

2882870-A17  
2883829-A17



REQUIRED POLARIS PULSE  
INSTALLATION ITEMS

P. 72



# CAB COMFORT & CONVENIENCE



## 8-VENT HEATER & DEFROST SYSTEM TOP SELLER

- Easily control the climate inside your cab in any season
- Helps defrost windshields and keeps you warm or cool
- Heat and fan dash-mounted controls
- Manual vents

» 2882753 XP 1000 ONLY

XP 1000 '18-26, CREW XP 1000 '19-26

» 2884066 1000 ONLY

CREW 1000 '20-26, 1000 '20-26  
NEED ADAPTER: 2884163 ON CREW 1000

» 2890045 DIESEL ONLY

DIESEL '20-26

» CREW HEATER ADAPTER KIT 1000 ONLY

2884163

CREW 1000 '20-26



## WINDSHIELD WIPER & WASHER SYSTEM TOP SELLER

» 2883974

XP 1000 '18-26, CREW XP 1000 '19-26, CREW 1000 '20-26,  
1000 '20-26, XP KINETIC '23-24, DIESEL '20-26

HARD COAT POLY WINDSHIELDS REQUIRE MOUNT KIT (2207624),  
SOLD SEPARATELY

## HARD COAT POLY WINDSHIELD WIPER & WASHER SYSTEM MOUNTING BRACKET

» 2207624

XP 1000 '17-26, CREW XP 1000 '18-26, CREW 1000 '20-26,  
1000 '20-26, XP KINETIC '23-24, DIESEL '20-26

REQUIRED TO USE WIPER ON POLY WINDSHIELDS (2883266 OR 2883300)



## FLOOR MATS - 3 SEAT

» 2882780 XP 1000 ONLY

XP 1000 '18-26, CREW XP 1000 '19-26, XP KINETIC '23-24  
CREW: FITS FRONT SEATS ONLY

» 2884247 1000 ONLY

CREW 1000 '20-26, 1000 '20-26  
CREW: FITS FRONT SEATS ONLY



## AUXILIARY LIGHTS - FRONT BUMPER

- Provides an additional 1,200 Lumens of front illumination
- Seamlessly integrate into your bumper pockets
- Easily control the lighting for enhanced visibility and style with a dash-mounted switch

» 2890440\*

XP 1000 '25, CREW XP 1000 '25

REQUIRES POLARIS PULSE LED LIGHT BAR WIRING HARNESS (2883230)

\* NOT AVAILABLE IN EUROPE

## NOISE REDUCTION SYSTEM

- Designed to attach to the rear closure panel of your RANGER cab
- The sound absorbing material reduces unwanted noise for a quieter cab

» 2883489

XP 1000 '18-26, CREW XP 1000 '19-26, 1000 '20-26,  
CREW 1000 '20-26, XP KINETIC '23-24, DIESEL '20-26



## SUN VISOR TOP SELLER

- Injection molded visors for seamless fit to protect from the sun

» 2890288

XP 1000 '17-26, CREW XP 1000 '18-26, CREW 1000 '20-26,  
1000 '20-26, XP KINETIC '23-24, DIESEL '20-26



## FULL-SIZE SEATSAVER® - SPLIT BENCH SEAT

- Covers the back and bottom of seat
- Designed to fit snug and stay wrinkle free, so it won't slip, slide, or bunch up
- Machine washable for easy cleaning

» CARHARTT® GRAVEL • 2890291-458

XP 1000 '18-21, CREW XP 1000 '19-21, XP KINETIC '23-24, DIESEL '20-26

CREW: FITS FRONT SEATS ONLY

NO REAR SEAT COVERS AVAILABLE



SEAT CONFIGURATION



## REMOTE GARAGE DOOR OPENER BY HOMELINK

- Control up to two garage doors

» 2882892

XP 1000 '18-26, CREW XP 1000 '19-26, CREW 1000 '20-26, 1000 '20-26, XP KINETIC '23-24, DIESEL '20-26



## IN-CAB HEATER AND DEFROST KIT

- Easily control the climate inside your cab in any season
- Helps defrost windshields and keep you warm or cool
- Three different fan speeds
- Heat and fan dash-mounted controls
- Manual vents

» 2889449

XP KINETIC '23-24

REQUIRES HIGH VOLTAGE BUSBAR (2889667) AND ADHESIVE ACCESSORY KIT (2890070), EACH SOLD SEPARATELY



## UPPER SWITCH PANEL

- Add up to 4 additional electrical accessory switches
- Convenient roof-mounted overhead panel
- Includes mounting hardware

» 2889674

XP 1000 '18-26, CREW XP 1000 '18-26, 1000 '20-26, CREW 1000 '20-26, DIESEL '20-26

REQUIRES UPPER SWITCH PANEL LIGHT BAR HARNESS (2889675), SOLD SEPARATELY



## SIDE VIEW MIRRORS

- Mounts on any RANGER vehicle that is equipped with doors
- Fully adjustable to accommodate riders of all sizes and can fold in to prevent being struck

» DOOR MOUNTED • 2889241

» ROPS-MOUNTED (SHOWN) • 2889243

XP 1000 '18-26, CREW XP 1000 '19-26, CREW 1000 '20-26, 1000 '20-26, XP KINETIC '23-24, DIESEL '20-26

NOT COMPATIBLE WITH TIP-OUT FULL WINDSHIELD (2889020), DOORS OR UNITS WITH A FORWARD GRIP HANDLE ON THE ROPS

» DOOR MOUNT ADAPTOR • 2209164

ONLY NEEDED TO MOUNT 2889243 ON DOORS



## WEATHERPROOF CONVEX REARVIEW MIRROR KIT

TOP SELLER

» 2889220

XP 1000 '17-26, CREW XP 1000 '18-26, CREW 1000 '20-26, 1000 '20-26, XP KINETIC '23-24, DIESEL '20-26



## WIDE ANGLE REAR VIEW MIRROR

- Large 6.4 x 35.6 cm adjustable convex mirrored surface gives you a full-spectrum view

» 2881439

XP 1000 '17-26, CREW XP 1000 '18-26, CREW 1000 '20-26, 1000 '20-26, XP KINETIC '23-24, DIESEL '20-26



## 12V CARGO BED POWER KIT

- Additional power for your tools or accessories
- Requires 12V In-Bed Power Harness Extension (2890068), sold separately

» 2889673

XP 1000 '18-26, CREW XP 1000 '18-26, 1000 '20-26, CREW 1000 '20-26, DIESEL '20-26

REQUIRES 12V IN-BED POWER HARNESS EXTENSION (2890068), SOLD SEPARATELY



## 12V IN-BED POWER HARNESS EXTENSION

- Required for Installation of 12V Cargo Bed Power Kit (2889673)

» 2890068

CREW XP 1000 '18-26, CREW 1000 '20-26

# CAB COMFORT & CONVENIENCE



## WORK BEACON LED LIGHT

- 15.2 m of illumination 360° around your vehicle
- Ideal for plowing, hunting and nighttime utility work
- Break-away construction protects the light in areas with tight clearance
- Mounted to the vehicle on the rear of the ROPS
- Easily hinge the light up during use and hinge it down when in transit
- Add LED Headlights for more light

» 2883265\*

XP 1000 '18-26, CREW XP 1000 '19-26, CREW 1000 '20-26, 1000 '20-26, XP KINETIC '23-24

REQUIRES LIGHT BAR HARNESS/EXTENSION (2883230 AND 2883854), EACH SOLD SEPARATELY

\* NOT AVAILABLE IN EUROPE



## REAR LED WORK LIGHT

- Mounts to the back of your cab to fully illuminate the cargo box and surrounding area
- Includes necessary mounting hardware
- Requires a harness

» 2889672

XP 1000 '18-26, CREW XP 1000 '18-26, 1000 '20-26, CREW 1000 '20-26, DIESEL '20-26

CREW: REQUIRE HARNESS (2889675) AND HARNESS EXTENSION (2890067), EACH SOLD SEPARATELY



## REVERSE LIGHT HARNESS

- Toggle your rear facing light (sold separately) by shifting into reverse, or by the switch on your dash

» 2889679

XP 1000 '17-26, CREW XP 1000 '18-26, CREW 1000 '20-26, 1000 '20-26, XP KINETIC '23-24, DIESEL '20-26

## REVERSE WARNING ALERT

- Automatically activated whenever the vehicle is put in reverse

» 2883246\*

XP 1000 '18-26, CREW XP 1000 '19-26, CREW 1000 '20-26, 1000 '20-26, XP KINETIC '23-24

\* NOT AVAILABLE IN EUROPE



## MULTI-FUNCTION CAB LIGHT

- LED dome light provides white, red, green and blue lighting options
- Battery-operated. Recharges when the vehicle is on
- Can be removed to use as a flashlight in and around your vehicle

» 2882871

XP 1000 '18-26, CREW XP 1000 '19-26, CREW 1000 '20-26, 1000 '20-26, XP KINETIC '23-24, DIESEL '20-26

REQUIRES POLARIS PULSE ROOF 6 (2882904), SOLD SEPARATELY



Red light is great for reading maps



Green light is perfect for navigating in the dark



Blue light is ideal for night riding

## HORN

» 2882764\*

XP 1000 '18-26, CREW XP 1000 '19-26, CREW 1000 '20-26, 1000 '20-26, XP KINETIC '23-24

\* U.S. MODELS ONLY

## UPPER SWITCH PANEL LIGHT BAR HARNESS\*

- Required for Upper Switch Panel installation

» 2889675

» EXTENSION • 2890067

XP 1000 '18-26, CREW XP 1000 '18-26, 1000 '20-26, CREW 1000 '20-26, DIESEL '20-26

\* CHECK WITH YOUR LOCAL DEALER FOR AVAILABILITY.



With Polaris PULSE it's easy to add all your electrical accessories.

LEARN MORE P. 72

# WINCHES



1000 / XP 1000 / XP KINETIC / DIESEL

ROOFS

WINDSHIELDS  
& REAR PANELS

DOORS

CAB COMFORT  
& CONVENIENCE

WINCHES

PROTECTION  
& AUDIO

STORAGE

XP KINETIC

MAINTENANCE  
PARTS & FLUIDS

## FEATURES & BENEFITS

## PRO SERIES

### RAPID ROPE RECOVERY

Retrieve cable 5x as fast as standard mode on other Polaris winches. Get back to riding or complete your task quicker.



NOT AVAILABLE

### AUTO STOP TECHNOLOGY

Auto Stop technology protects and extends the life of your winch by automatically stopping the winch at the end of pull to prevent over-spooling.



ADD AUTO STOP UPGRADE  
2889690

SYNTHETIC ROPE REQUIRED

### PREMIUM SYNTHETIC ROPE

Lightweight, extremely strong and flexible 50 ft long rope stands up to any tough job.



ADD SYNTHETIC ROPE  
2879187



### WIRELESS REMOTE

Operate your winch wirelessly from within 50 ft of the vehicle.



ADD WIRELESS REMOTE  
2883455



## MODEL

2,722 KG

2,041 KG

2,041 KG

XP 1000/CREW '19-26  
1000/CREW '20-26

NON EPS RANGER 1000 REQUIRES FRONT BUMPER

XP KINETIC '23-24

DIESEL '20-26

2889693

TOP SELLER  
2889694

High-Mounted  
2889272

2889695

## UPGRADE YOUR CONTROLS

### DASH WINCH SWITCH KIT

- Allows user to add a dash switch as an additional means to control winch
- Can be used with all winches and are compatible with other control methods (wireless/wired)

» 2889050

XP 1000 '18-26, CREW XP 1000 '19-26, CREW 1000 '20-26, 1000 '20-26, XP KINETIC '23-24, DIESEL '20-26

TOP SELLER

### POWER CONTROLLER

- Control your winch and plow hydraulics directly from the shift knob

» 2883247

XP 1000 '18-26, CREW XP 1000 '19-26, CREW 1000 '20-26, 1000 '20-26, DIESEL '20-26  
REQUIRES WINCH ADAPTER (2884159), SOLD SEPARATELY, WHEN USING A WINCH FOR LIFTING DEVICE



### WIRED REMOTE CONTROL

- Must order remote handle and socket together

» REMOTE HANDLE • 4013466

» SOCKET • 4017102

## REPLACEMENT PARTS

### SYNTHETIC ROPE

» 2,041 KG • 2879187


» 2,722 KG • 2879188



# PROTECTION

FRONT

INSTALLS DIRECTLY  
TO STOCK BUMPER



4.4 CM DIAMETER STEEL TUBE CONSTRUCTION

REAR



CAN BE USED IN  
CONJUNCTION  
WITH A TOW HITCH



## STANDARD BUMPERS TOP SELLER

- To use Front Bumper with RIDE COMMAND and Front Camera, Accessory Bumper Hardware (2207941) is required

### » FRONT • 2890232

XP 1000 '25-26, CREW XP 1000 '25-26, DIESEL '25-26  
FRONT BUMPER NOT COMPATIBLE WITH HIGH LIFTER MODELS

### » FRONT • 2882531

XP 1000 '18-24, CREW XP 1000 '19-24, CREW 1000 '20-26,  
1000 '20-26, XP KINETIC '23-24, DIESEL '20-24  
FRONT BUMPER NOT COMPATIBLE WITH HIGH LIFTER MODELS  
1000 NON-EPS VEHICLES REQUIRE FRONT BUMPER: 2884123

### » REAR • 2882529

XP 1000 '18-26, CREW XP 1000 '19-26, CREW 1000 '20-26,  
1000 '20-26, XP KINETIC '23-24, DIESEL '20-26

### » ACCESSORY BUMPER HARDWARE • 2207941

FOR USE ON VEHICLES WITH RIDE COMMAND  
AND FRONT CAMERA

## FULL COVERAGE BUMPERS

- Increased protection over standard bumper with integrated mounting locations for accessories and lights (sold separately) with a durable matte black finish
- Easy installation with included mounting hardware
- Additional 36" storage area for recovery equipment

### » FRONT • 2885105

XP 1000 '18-26, CREW XP 1000 '19-26, CREW 1000 '20-26, 1000 '20-26, XP KINETIC '23-24, DIESEL '20-26  
FRONT BUMPER NOT COMPATIBLE WITH HIGH LIFTER MODELS  
REAR: RECOMMENDED WITH RIGID OR PRO ARMOR  
POD LIGHTS FOR UPGRADED LIGHTING

### » REAR • 2884217

## ROCK SLIDERS

### ROCK SLIDERS WITH STEP

- Reliable, hard-working protection for edges of vehicle
- Integrated step with boot scraper helps keep interior clean
- Mounts directly to the frame, instead of underneath, for maximum ground clearance
- Steel construction with black e-coat and durable black powder-coated finish

### » TOP SELLER 3-SEAT • 2882530

XP 1000 '18-26, 1000 '20-26, DIESEL '20-26

### » CREW • 2883398

CREW XP 1000 '19-26, CREW 1000 '20-26



3-SEAT




CREW

## MUD GUARDS

### MUD GUARDS

- Attaches under the bed to protect underside of bed, engine components and under seat area of vehicle from mud build up
- Allows for easier vehicle cleaning and less debris build up



### » RANGER 1000 2889639

1000 '20-26,  
CREW 1000 '20-26



### » RANGER XP 1000 NORTHSTAR EDITION 2889689

XP 1000 NORTHSTAR '18-26,  
CREW XP 1000 NORTHSTAR '19-26



### » RANGER XP 1000 2889640

XP 1000 '18-26,  
CREW XP 1000 '19-26



## HIGH-MOUNTED FRONT BUMPER

- Increased protection over stock bumper
- Offers a higher winch mounting position which allows for easier access when used in deep mud
- Not compatible with Polaris plow systems

### » 2889271

XP 1000 '18-26, CREW XP 1000 '19-26, CREW 1000 '20-26, 1000 '20-26, XP KINETIC '23-24, DIESEL '20-26

HIGH-MOUNTED 2,041 KG WINCH (2889272), SOLD SEPARATELY, RECOMMENDED WHEN BUMPER IS INSTALLED

## HIGH-MOUNTED 2,041 KG WINCH

- Provides outstanding performance and versatile pulling power
- The elevated mounting position allows for easier access when used in deep mud

### » 2889272

XP 1000 '18-26, CREW XP 1000 '19-26, CREW 1000 '20-21, 1000 '20-26, XP KINETIC '23-24, DIESEL '20-26



## FRONT BUMPER 1000 ONLY

- Increased protection over stock bumper
- Sturdy stamped steel and tube construction
- Integrated mounting positions for plow and winch accessories

### » 2889330

CREW 1000 '20-26, 1000 '20-26

REQUIRED TO INSTALL WINCH/PLOW ON NON EPS RANGER 1000

## ACCESSORY BUMPER HARDWARE

- Required when using a front camera as well as an Upper Front Bumper or Hood Rack

### » 2889659

XP KINETIC '23-24



# A-ARMS



## HIGH CLEARANCE A-ARMS


- High-Clearance Arched A-Arms offer increased ground clearance for navigating difficult terrain
- Strong, durable tubular steel construction means these A Arms can withstand even the most punishing trails so you can ride further

### » FRONT • 2889269

XP 1000 '18-26, CREW XP 1000 '19-26, CREW 1000 '20-26, 1000 '20-26, XP KINETIC '23-24

### » REAR • 2889270

XP 1000 '18-26, CREW XP 1000 '19-26, CREW 1000 '20-26, 1000 '20-26, XP KINETIC '23-24



## POLY A-ARM GUARDS

- Strong, .64 cm thick, durable, lightweight HMW (high molecular weight) polyethylene construction helps protect against off-road impacts
- Molded specifically for the RANGER XP 1000 & 1000 front suspension for a sure fit and low-profile presence
- Easy bolt-on design with mounting hardware included

### » FRONT • 2882784

XP 1000 '22-26, CREW XP 1000 '22-26, CREW 1000 '20-26, 1000 '20-26, XP KINETIC '23-24

NOT COMPATIBLE WITH ARCHED A-ARM MODELS

### » REAR • 2882787

XP 1000 '18-26, CREW XP 1000 '19-26, CREW 1000 '20-26, 1000 '20-26, XP KINETIC '23-24

NOT COMPATIBLE WITH ARCHED A-ARM MODELS

# AUDIO



JBL® has brought music to life in a way people can feel for over 70 years. Unleash the power of music so you can live life to the fullest wherever and whenever. Purpose-built to stand up to any outdoor environment and to handle the toughest jobs.



WE PARTNERED WITH JBL® TO CREATE  
**A PREMIUM AUDIO  
EXPERIENCE, SPECIFICALLY  
DESIGNED FOR RANGER.**

# INTEGRATED KITS FOR IMMERSIVE SOUND



## JBL® TRAIL PRO 2000 AUDIO KIT

- All-in-one solution for high performance sound
- Premium quality Bluetooth®, USB, AM/FM/WB radio
- Built-in 100 Watt four channel amplifier
- Two off-road grade 16.51 cm component speakers with polypropylene carbon fiber cones and PEI tweeters

» 2890225

CREW/XP 1000 '25-26, CREW/1000 '25-26, DIESEL '25-26

COMPATIBLE WITH PREMIUM AND NORTHSTAR PREMIUM TRIMS FOR XP 1000 ONLY



## JBL® TRAIL PRO 4100 REAR AUDIO UPGRADE

- Upgrade kit for factory installed or accessory JBL® Trail Pro Audio
- Additional speakers and subwoofer to create an immersive in-cab audio experience
- Two 10.16 cm speakers with aluminum cones and audio outputs to drive additional speakers
- High output 25.4 cm Subwoofer and 300 watt amplifier

» 2890226

CREW/XP 1000 '25-26

COMPATIBLE WITH PREMIUM & NORTHSTAR TRIMS ONLY

REQUIRES JBL® TRAIL PRO 2000 AUDIO KIT (2890225) OR JBL® TRAIL PRO 2000 ULTIMATE UPGRADE KIT (2890287), EACH SOLD SEPARATELY



## JBL® TRAIL PRO 2000 RANGER XP 1000 UPGRADE KIT

- Two 16.51 cm dash mounted component speakers with polypropylene carbon fiber cones and PEI tweeters
- Includes front and rear cameras and dash bezel kit to mount 7" Display powered by RIDE COMMAND
- Easy install and seamless integration
- Waterproof for reliable power and sound quality

» 2890287

CREW/XP 1000 '25-26

COMPATIBLE WITH PREMIUM & NORTHSTAR PREMIUM TRIMS ONLY



## JBL® TRAIL PRO 2000 RANGER 1000 UPGRADE KIT

- Two 16.51 cm dash mounted component speakers with polypropylene carbon fiber cones and PEI tweeters
- Includes front and rear cameras and dash bezel kit to mount 7" Display powered by RIDE COMMAND
- Easy install and seamless integration
- Waterproof for reliable power and sound quality

» 2890286

CREW/1000 '25-26, DIESEL '25-26

# STORAGE



## BRING IT ALL. BRING IT ON.\*

From opposite sides of the globe, some of the most capable machines in the off-road world meet a trusted outdoor adventure brand to deliver industry-exclusive, purpose-built roof racks, bed racks and attachments that help RANGER riders get the job done.



## PICK YOUR RACK



### REAR BED RACK / ROOF RACK, SMALL

- Install either in the bed or on the roof of the vehicle (mounts sold separately)
- A durable backbone provides a secure vehicle attachment
- An innovative attachment system allows for easy accessory install
- 34 kg weight capacity per rack

» 2889236

XP 1000 '18-26, 1000 '20-26, XP KINETIC '23-24, DIESEL '20-26



### ROOF RACK, LARGE

- Install on the roof of the vehicle (mount sold separately)
- A durable backbone provides a secure vehicle attachment
- An innovative attachment system allows for easy accessory install
- 68kg weight capacity

» 2889237

CREW XP 1000 '19-26, CREW 1000 '20-26

## PICK YOUR MOUNT



### REAR BED RACK MOUNT

» 2889235

XP 1000 '18-26, 1000 '20-26, CREW XP 1000 '19-26, CREW 1000 '20-26, XP KINETIC '23-24, DIESEL '20-26



### ROOF RACK MOUNT

» 3-SEAT • 2889233

XP 1000 '18-26, 1000 '20-26, XP KINETIC '23-24, DIESEL '20-26

» CREW • 2889234

CREW XP 1000 '19-26, CREW 1000 '20-26

\*Always read and follow the owner's manual and on-vehicle labels for prohibited items.



MAXIMIZE YOUR RIDE



BUILD THE ULTIMATE UTILITY VEHICLE



BUILT FOR THE LONG HAUL

## ACCESSORIZE IT



### SPARE TIRE HOLDER

- Transport a spare tire outside the vehicle
- Easily mounts to the Rhino-Rack Rear Bed Rack (2889590), sold separately

» 2889529

XP 1000 '18-26, CREW XP 1000 '19-26, CREW 1000 '20-26, 1000 '20-26, XP KINETIC '23-24, DIESEL '20-26



### J-STYLE KAYAK HOLDER

- Transport a kayak or canoe on the roof of your vehicle

» 2889883

XP 1000 '18-26, CREW XP 1000 '19-26, CREW 1000 '20-26, 1000 '20-26, XP KINETIC '23-24, DIESEL '20-26  
REQUIRES ACCESSORY BARS (2889884), SOLD SEPARATELY

### MULTI-PURPOSE TOOL HOLDER

- Carry and protect tools, paddles and more
- Ratchet-locking mechanism for quick release and rubber inserts that secure gear into place

» 2889528

XP 1000 '18-26, CREW XP 1000 '19-26, CREW 1000 '20-26, 1000 '20-26, XP KINETIC '23-24, DIESEL '20-26



### FISHING ROD HOLDER

- Convenient, locking carrier can transport five fishing rods safely and securely on a roof rack
- Doubles as a ski/snowboard carrier

» 2889729

XP 1000 '18-26, CREW XP 1000 '19-26, CREW 1000 '20-26, 1000 '20-26, XP KINETIC '23-24, DIESEL '20-26



### HIGH-LIFTING JACK MOUNT

- Simple, quick install with durable brackets
- Rugged, non-corrosive powder-coated steel stands up to the harshest conditions

» 2889533

XP 1000 '18-26, CREW XP 1000 '19-26, CREW 1000 '20-26, 1000 '20-26, XP KINETIC '23-24, DIESEL '20-26




### TRACTION BOARD MOUNTS

- Strong, durable and easy to attach
- Traction boards sold separately

» 2889530

XP 1000 '18-26, CREW XP 1000 '19-26, CREW 1000 '20-26, 1000 '20-26, XP KINETIC '23-24, DIESEL '20-26



### ACCESSORY BARS

- Offers horizontal fitment to allow other accessories to be attached to the Rhino-Rack® platforms

» 2889884

XP 1000 '18-26, CREW XP 1000 '19-26, CREW 1000 '20-26, 1000 '20-26, XP KINETIC '23-24, DIESEL '20-26



### EYELET TIE-DOWNS

- Attach in multiple locations on the platform for additional tie-down points
- Anti-corrosive, galvanized steel for heavy duty strength
- Includes one set with hardware (straps not included)

» 2891204

XP 1000 '18-26, CREW XP 1000 '19-26, CREW 1000 '20-26, 1000 '20-26, XP KINETIC '23-24, DIESEL '20-26



### GUN MOUNTING BRACKET

- Mount Kolpin Stronghold Gun Boots to Rhino-Rack systems when paired with Auto-Latch Mount (2889931), sold separately

» 2889327

XP 1000 '18-26, CREW XP 1000 '19-26, CREW 1000 '20-26, 1000 '20-26, XP KINETIC '23-24, DIESEL '20-26



### CARGO CORNER BRACKETS

- Mount a NorthStar cooler or toolbox to the platform and save space inside the vehicle (straps not included)
- A unique, anti-rotation nut offers maximum security

» 2889531

XP 1000 '18-26, CREW XP 1000 '19-26, CREW 1000 '20-26, 1000 '20-26, XP KINETIC '23-24, DIESEL '20-26



### 200 L LUGGAGE BAG

- Carry bulky, lightweight gear in this tear- and weather-resistant canvas bag

» 2889881

XP 1000 '18-26, CREW XP 1000 '19-26, CREW 1000 '20-26, 1000 '20-26, XP KINETIC '23-24, DIESEL '20-26



### FLAG BRACKET

- Securely mount flags or whips to Rhino-Rack® platform
- Adjustable bracket with 180-degree folding design
- Includes installation hardware

» 2891228

XP 1000 '18-26, CREW XP 1000 '19-26, CREW 1000 '20-26, 1000 '20-26, XP KINETIC '23-24, DIESEL '20-26



### LIGHT BAR MOUNT

» 2891354

XP 1000 '18-26, CREW XP 1000 '19-26, CREW 1000 '20-26, 1000 '20-26, XP KINETIC '23-24, DIESEL '20-26



### CUBE LIGHT MOUNT

» 2891355

XP 1000 '18-26, CREW XP 1000 '19-26, CREW 1000 '20-26, 1000 '20-26, XP KINETIC '23-24, DIESEL '20-26

ROOFS

WINDSHIELDS  
& REAR PANELS

DOORS

CAB COMFORT  
& CONVENIENCE

WINCHES

PROTECTION  
& AUDIO

STORAGE

XP KINETIC

MAINTENANCE  
PARTS & FLUIDS

# STORAGE



Exclusive to Polaris, Lock & Ride accessories let you quickly change from one task to another with hundreds of options.

With the flip of a lever, Lock & Ride plungers use outward pressure to expand for secure fit.



## 300 LB REAR CARGO BOX WINCH

- 300 LB pull force winch that mounts to rear headache rack
- Allows for easy loading of big game or other large and heavy items in the bed

» 2889705

XP 1000 '18-26, CREW XP 1000 '19-26, CREW 1000 '20-26, 1000 '20-26, XP KINETIC '23-24, DIESEL '20-26

REQUIRES LOCK & RIDE HEADACHE RACK (2890233), SOLD SEPARATELY



## FRONT HOOD STORAGE RACK

TOP SELLER

- Front curve helps keep cargo in place when traveling
- Provides additional protection
- Fully integrated pivots to gain under-hood access
- Requires Accessory Bumper Hardware (2207941), sold separately, when used with 7" Display powered by RIDE COMMAND

» 2890583

XP 1000 '18-26, CREW XP 1000 '19-26, CREW 1000 '20-26, 1000 '20-26, XP KINETIC '23-24, DIESEL '20-26

DOES COMPATIBLE WITH UPPER FRONT BUMPER (2890232)

REQUIRES ACCESSORY BUMPER HARDWARE (2207941), SOLD SEPARATELY, TO WORK WITH FRONT CAMERA



## HEADACHE RACK

TOP SELLER

- Lightweight and heavy-duty rack protects the cab of your RANGER and lets you haul even more

» 2890233

XP 1000 '17-26, CREW XP 1000 '18-26, CREW 1000 '20-26, 1000 '20-26, XP KINETIC '23-24, DIESEL '20-26



## CARGOMAX SYSTEM

TOP SELLER

- Comes standard with a support bar that ties the two sides together for a sturdy cargo hold
- Designed to attach to the Lock & Ride Tip-Down Headache Rack for additional support and three-sided containment
- Adjustable utility hooks provide more options for hanging tools, cords or gear

» 2882177

XP 1000 '17-26, CREW XP 1000 '18-26, CREW 1000 '20-26, 1000 '20-26, XP KINETIC '23-24, DIESEL '20-26



## SPARE TIRE CARRIER

- Includes one spare tire carrier
- Quick installation
- Tire carrier mounts to the rear cab to keep cargo bed free and easily accessible
- Maximum tire size supported is 30"

» 2889193

XP 1000 '18-26, CREW XP 1000 '19-26, CREW 1000 '20-26, 1000 '20-26, XP KINETIC '23-24, DIESEL '20-26



## OVERBED CARGO RACK

- Integrated chainsaw carrying location, bottle opener and tie-down slots
- 7" of clearance above the bed rail to fit gear under rack
- Durable steel and powder-coated finish

» RACK • 53450

MOUNTING KIT (53504) REQUIRED, SOLD SEPARATELY

» MOUNT • 53504

XP 1000 '18-26, CREW XP 1000 '19-26, CREW 1000 '20-26, 1000 '20-26, XP KINETIC '23-24, DIESEL '20-26

NOT COMPATIBLE WITH CARGOMAX SYSTEM (2882177), TOOL RACK (2881533), BED RACK - 3-SEAT & CREW (2889236), STORAGE BOX (2883279), OR 60 GALLON BOOMLESS UTILITY SPRAYER (2891271)



## BED EXTENDER

TOP SELLER

- Extend or divide the cargo box
- Installs in any location in the box
- Multiple tie-down points available to secure cargo

» 2882752

XP 1000 '18-26, CREW XP 1000 '19-26, CREW 1000 '20-26, 1000 '20-26, XP KINETIC '23-24, DIESEL '20-26



## REAR SEAT STORAGE - CREW

- Attaches easily to the rear of the front seat in your crew vehicle
- Provides storage pockets for a variety of items, ensuring they're always within reach

» 2889268

CREW XP 1000 '18-26, CREW 1000 '20-26



### ALUMINUM BED BOX

- Lockable stainless steel latches accessible from driver & passenger sides
- Gasketed Lid to minimize dust & water
- Durable 15-gauge diamond plate aluminum

#### » BOX • 53470

MOUNTING KIT (53504) REQUIRED, SOLD SEPARATELY

#### » MOUNT • 53504

XP 1000 '18-26, CREW XP 1000 '19-26, CREW 1000 '20-26, 1000 '20-26, XP KINETIC '23-24, DIESEL '20-26

NOT COMPATIBLE WITH CARGOMAX SYSTEM (2882177), TOOL RACK (2881533), BED RACK - 3-SEAT & CREW (2889236), STORAGE BOX (2883279), OR 60 GALLON BOOMLESS UTILITY SPRAYER (2891271)



COMING SEPTEMBER

### DIAMOND PLATE ALUMINUM BEDSIDE SADDLE BOX

- Lockable stainless steel latch
- Gasketed Lid to minimize dust & water
- Integrated mounting holes for quick mount/removal to vehicle bed side
- Durable 15-gauge diamond plate aluminum

#### » BOX • 53475

MOUNTING KIT (98510) REQUIRED, SOLD SEPARATELY

#### » MOUNT (2 REQUIRED) • 98510






















































































































XP 1000 '18-26, CREW XP 1000 '19-26, CREW 1000 '20-26, 1000 '20-26, XP KINETIC '23-24, DIESEL '20-26

NOT COMPATIBLE WITH CARGOMAX SYSTEM (2882177), BED RACK - 3-SEAT & CREW (2889236), OR 60 GALLON BOOMLESS UTILITY SPRAYER (2891271)



## 75+ COMBINATIONS TO MAKE IT YOUR OWN

With a full line of Lock & Ride accessories, you can haul more and do more. Use the chart below to see what combinations work together.

<div>POLARIS</div> <div>RANGER</div> <div>STORAGE MATRIX</div> <div>1000 / XP 1000 / XP KINETIC / DIESEL</div>			<div> Headache Rack</div> <div>2890233</div>	<div> CargoMax System</div> <div>2882177</div>	<div> Bed Extender</div> <div>2882752</div>	<div> Storage Box</div> <div>2883279</div>	<div> Tool Rack</div> <div>2881533</div>	<div> Chainsaw Mount</div> <div>2879354</div>	<div> 60 Gallon Boomless Utility Sprayer</div> <div>2891271</div>	<div> 300 LB Rear Cargo Box Winch</div> <div>2889705</div>	<div> Front Bumper Storage Rack</div> <div>2883971</div>	<div> Cargo Bed Mat</div> <div>2882751</div>	<div> RHINO-RACK<sup>®</sup> Roof Rack - 3-Seat</div> <div>2889236</div>	<div> RHINO-RACK<sup>®</sup> Bed Rack - 3-Seat &amp; Crew</div> <div>2889236</div>	<div> RHINO-RACK<sup>®</sup> Roof Rack - Crew</div> <div>2889237</div>
<div> Headache Rack</div> <div>2890233</div>	<div> Headache Rack</div> <div>2890233</div>	<div> CargoMax System</div> <div>2882177</div>	<div> Bed Extender</div> <div>2882752</div>	<div> Storage Box</div> <div>2883279</div>	<div> Tool Rack</div> <div>2881533</div>	<div> Chainsaw Mount</div> <div>2879354</div>	<div> 60 Gallon Boomless Utility Sprayer</div> <div>2891271</div>	<div> 300 LB Rear Cargo Box Winch</div> <div>2889705</div>	<div> Front Bumper Storage Rack</div> <div>2883971</div>	<div> Cargo Bed Mat</div> <div>2882751</div>	<div> RHINO-RACK<sup>®</sup> Roof Rack - 3-Seat</div> <div>2889236</div>	<div> RHINO-RACK<sup>®</sup> Bed Rack - 3-Seat &amp; Crew</div> <div>2889236</div>	<div> RHINO-RACK<sup>®</sup> Roof Rack - Crew</div> <div>2889237</div>		
<div> CargoMax System</div> <div>2882177</div>	<div> CargoMax System</div> <div>2882177</div>	<div> Bed Extender</div> <div>2882752</div>	<div> Storage Box</div> <div>2883279</div>	<div> Tool Rack</div> <div>2881533</div>	<div> Chainsaw Mount</div> <div>2879354</div>	<div> 60 Gallon Boomless Utility Sprayer</div> <div>2891271</div>	<div> 300 LB Rear Cargo Box Winch</div> <div>2889705</div>	<div> Front Bumper Storage Rack</div> <div>2883971</div>	<div> Cargo Bed Mat</div> <div>2882751</div>	<div> RHINO-RACK<sup>®</sup> Roof Rack - 3-Seat</div> <div>2889236</div>	<div> RHINO-RACK<sup>®</sup> Bed Rack - 3-Seat &amp; Crew</div> <div>2889236</div>	<div> RHINO-RACK<sup>®</sup> Roof Rack - Crew</div> <div>2889237</div>			
<div> Bed Extender</div> <div>2882752</div>	<div> Bed Extender</div> <div>2882752</div>	<div> Storage Box</div> <div>2883279</div>	<div> Tool Rack</div> <div>2881533</div>	<div> Chainsaw Mount</div> <div>2879354</div>	<div> 60 Gallon Boomless Utility Sprayer</div> <div>2891271</div>	<div> 300 LB Rear Cargo Box Winch</div> <div>2889705</div>	<div> Front Bumper Storage Rack</div> <div>2883971</div>	<div> Cargo Bed Mat</div> <div>2882751</div>	<div> RHINO-RACK<sup>®</sup> Roof Rack - 3-Seat</div> <div>2889236</div>	<div> RHINO-RACK<sup>®</sup> Bed Rack - 3-Seat &amp; Crew</div> <div>2889236</div>	<div> RHINO-RACK<sup>®</sup> Roof Rack - Crew</div> <div>2889237</div>				
<div> Storage Box</div> <div>2883279</div>	<div> Storage Box</div> <div>2883279</div>	<div> Tool Rack</div> <div>2881533</div>	<div> Chainsaw Mount</div> <div>2879354</div>	<div> 60 Gallon Boomless Utility Sprayer</div> <div>2891271</div>	<div> 300 LB Rear Cargo Box Winch</div> <div>2889705</div>	<div> Front Bumper Storage Rack</div> <div>2883971</div>	<div> Cargo Bed Mat</div> <div>2882751</div>	<div> RHINO-RACK<sup>®</sup> Roof Rack - 3-Seat</div> <div>2889236</div>	<div> RHINO-RACK<sup>®</sup> Bed Rack - 3-Seat &amp; Crew</div> <div>2889236</div>	<div> RHINO-RACK<sup>®</sup> Roof Rack - Crew</div> <div>2889237</div>					
<div> Tool Rack</div> <div>2881533</div>	<div> Tool Rack</div> <div>2881533</div>	<div> Chainsaw Mount</div> <div>2879354</div>	<div> 60 Gallon Boomless Utility Sprayer</div> <div>2891271</div>	<div> 300 LB Rear Cargo Box Winch</div> <div>2889705</div>	<div> Front Bumper Storage Rack</div> <div>2883971</div>	<div> Cargo Bed Mat</div> <div>2882751</div>	<div> RHINO-RACK<sup>®</sup> Roof Rack - 3-Seat</div> <div>2889236</div>	<div> RHINO-RACK<sup>®</sup> Bed Rack - 3-Seat &amp; Crew</div> <div>2889236</div>	<div> RHINO-RACK<sup>®</sup> Roof Rack - Crew</div> <div>2889237</div>						
<div> Chainsaw Mount</div> <div>2879354</div>	<div> Chainsaw Mount</div> <div>2879354</div>	<div> 60 Gallon Boomless Utility Sprayer</div> <div>2891271</div>	<div> 300 LB Rear Cargo Box Winch</div> <div>2889705</div>	<div> Front Bumper Storage Rack</div> <div>2883971</div>	<div> Cargo Bed Mat</div> <div>2882751</div>	<div> RHINO-RACK<sup>®</sup> Roof Rack - 3-Seat</div> <div>2889236</div>	<div> RHINO-RACK<sup>®</sup> Bed Rack - 3-Seat &amp; Crew</div> <div>2889236</div>	<div> RHINO-RACK<sup>®</sup> Roof Rack - Crew</div> <div>2889237</div>							
<div> 60 Gallon Boomless Utility Sprayer</div> <div>2891271</div>	<div> 60 Gallon Boomless Utility Sprayer</div> <div>2891271</div>	<div> 300 LB Rear Cargo Box Winch</div> <div>2889705</div>	<div> Front Bumper Storage Rack</div> <div>2883971</div>	<div> Cargo Bed Mat</div> <div>2882751</div>	<div> RHINO-RACK<sup>®</sup> Roof Rack - 3-Seat</div> <div>2889236</div>	<div> RHINO-RACK<sup>®</sup> Bed Rack - 3-Seat &amp; Crew</div> <div>2889236</div>	<div> RHINO-RACK<sup>®</sup> Roof Rack - Crew</div> <div>2889237</div>								
<div> 300 LB Rear Cargo Box Winch</div> <div>2889705</div>	<div> 300 LB Rear Cargo Box Winch</div> <div>2889705</div>	<div> Front Bumper Storage Rack</div> <div>2883971</div>	<div> Cargo Bed Mat</div> <div>2882751</div>	<div> RHINO-RACK<sup>®</sup> Roof Rack - 3-Seat</div> <div>2889236</div>	<div> RHINO-RACK<sup>®</sup> Bed Rack - 3-Seat &amp; Crew</div> <div>2889236</div>	<div> RHINO-RACK<sup>®</sup> Roof Rack - Crew</div> <div>2889237</div>									
<div> Front Bumper Storage Rack</div> <div>2883971</div>	<div> Front Bumper Storage Rack</div> <div>2883971</div>	<div> Cargo Bed Mat</div> <div>2882751</div>	<div> RHINO-RACK<sup>®</sup> Roof Rack - 3-Seat</div> <div>2889236</div>	<div> RHINO-RACK<sup>®</sup> Bed Rack - 3-Seat &amp; Crew</div> <div>2889236</div>	<div> RHINO-RACK<sup>®</sup> Roof Rack - Crew</div> <div>2889237</div>										
<div> Cargo Bed Mat</div> <div>2882751</div>	<div> Cargo Bed Mat</div> <div>2882751</div>	<div> RHINO-RACK<sup>®</sup> Roof Rack - 3-Seat</div> <div>2889236</div>	<div> RHINO-RACK<sup>®</sup> Bed Rack - 3-Seat &amp; Crew</div> <div>2889236</div>	<div> RHINO-RACK<sup>®</sup> Roof Rack - Crew</div> <div>2889237</div>											
<div> RHINO-RACK<sup>®</sup> Roof Rack - 3-Seat</div> <div>2889236</div>	<div> RHINO-RACK<sup>®</sup> Roof Rack - 3-Seat</div> <div>2889236</div>	<div> RHINO-RACK<sup>®</sup> Bed Rack - 3-Seat &amp; Crew</div> <div>2889236</div>	<div> RHINO-RACK<sup>®</sup> Roof Rack - Crew</div> <div>2889237</div>												
<div> RHINO-RACK<sup>®</sup> Bed Rack - 3-Seat &amp; Crew</div> <div>2889236</div>	<div> RHINO-RACK<sup>®</sup> Bed Rack - 3-Seat &amp; Crew</div> <div>2889236</div>	<div> RHINO-RACK<sup>®</sup> Roof Rack - Crew</div> <div>2889237</div>													
<div> RHINO-RACK<sup>®</sup> Roof Rack - Crew</div> <div>2889237</div>	<div> RHINO-RACK<sup>®</sup> Roof Rack - Crew</div> <div>2889237</div>														

<sup>1</sup> Storage box at front of cargo box if not used with Tip-down Headache Rack

<sup>2</sup> Storage box at front of cargo box

### QUICKSTRAP

- The quickest and most secure way to mount Polaris accessories
- Sold as a pair

#### » 2882187

ALL COOLERS,  
RANGER CARGO BOXES



### D-RINGS

TOP SELLER

- The most versatile Lock & Ride accessory - add as many as you need to secure your cargo with bungee cords or straps

#### » 2881545

ALL RANGER CARGO BOXES



### 3.8 CM X 4.6 M 2495 KG RATCHET STRAP

- Heavy-duty webbing
- 2,495 kg maximum load / 831 kg working load
- 2 Pack
- » 2884031

### 5.1 CM X 6.1 M 4536 KG RATCHET STRAP

- Heavy-duty webbing
- 4,536 kg maximum load / 1,497 kg working load
- Floating D-Rings and Double J-Hooks
- » 2884032

# MISC ACCESSORIES

## BED ESSENTIALS



### OFF-ROAD TOOL KIT BY CRUZTOOLS®

» 2890429

XP 1000 '17-26, CREW XP 1000 '18-26, CREW 1000 '20-26,  
1000 '20-26, XP KINETIC '23-24, DIESEL '20-26



### FIRE EXTINGUISHER HOLDER

- Only holds a 8.3 cm diameter extinguisher
- Quick release strap allows for easy use

» 2882158

XP 1000 '17-26, CREW XP 1000 '18-26, CREW 1000 '20-26,  
1000 '20-26, XP KINETIC '23-24, DIESEL '20-26



### CARGO BED MAT

- Non-slip surface to better secure loads and keep cargo bed clean

» 2882751

XP 1000 '18-26, CREW XP 1000 '19-26, CREW 1000 '20-26,  
1000 '20-26, XP KINETIC '23-24, DIESEL '20-26



### ELECTRONIC CARGO BOX LIFT

» 2891649

XP 1000 '18-26, CREW XP 1000 '19-26, CREW 1000 '20-26,  
1000 '20-26, XP KINETIC '23-24, DIESEL '20-26

## TOW & HAUL



### TRAILER BALLS

» 5 cm WITH 1.9 cm SHANK  
2877603

» 4.8 cm WITH 1.9 cm  
SHANK  
2877602



### 5 CM BALL MOUNT

» 5 cm RECEIVER  
2875320



### 3:1 HITCHES

» 5 cm × 5 cm RECEIVER  
2830522

» 3 cm × 3 cm RECEIVER  
2830523

» 4.8 cm REPLACEMENT  
BALL  
2830524



### FRONT RECEIVER HITCH

» 5 cm WITH 1.9 cm SHANK  
2884692



## TASK-SPECIFIC TOOLS

### TOOL RACK

- Attach on the inside or outside of the cargo bed

» 2881533

XP 1000 '17-26, CREW XP 1000 '18-26, CREW 1000 '20-26,  
1000 '20-26, XP KINETIC '23-24, DIESEL '20-26

### TRASH CAN HAULER

- Receiver mounted trash can hauler that allows slow speed towing of 2 trash cans
- Ideal for hauling cans down long driveways

» 2889876

XP 1000 '17-26, CREW XP 1000 '18-26,  
CREW 1000 '20-26, 1000 '20-26, XP  
KINETIC '23-24, DIESEL '20-26



## ORGANIZE & PROTECT

### STORAGE BOX

- Enough room to store all the tools you need to get the job done
- Internal organizational dividers keep gear from rolling around
- Easily detaches from vehicle

» 2883279

XP 1000 '17-26, CREW XP 1000 '18-26, CREW 1000 '20-26,  
1000 '20-26, XP KINETIC '23-24, DIESEL '20-26



# DO MORE:



COOLERS P. 78



HUNT P. 76



COLD WEATHER P. 64



LIGHTING P. 68

# RANGER XP KINETIC THE POWER TO DO MORE

**DO MORE THAN EVER BEFORE** with the full-size electric RANGER. Unmatched horsepower and instant torque means more power than ever before to precisely pull, haul more and get more done. The industry's strongest drivetrain delivers lower maintenance costs and more uptime to get the job done. Plus, the quiet electric powertrain enables easy conversations while riding and stealthy trips to hunting spots.



## FAST CHARGER KIT PREMIUM

672800001

- 2890122 Dual Charger Harness
- 2889661 3kw On-Board Charger
- 673v0001 Wallbox Pulsar Max 11kw 3-Phase Evse

XP KINETIC '23-24

## FAST CHARGER KIT ULTIMATE

672800002

- 2890121 Triple Charger Harness
- 2889661 3kw On-Board Charger
- 673v0001 Wallbox Pulsar Max 11kw 3-Phase Evse

XP KINETIC '23-24



### FRONT CAMERA FOR RIDE COMMAND TECHNOLOGY

- Provides additional vantage point
- Front-mounted camera to help with plowing and other tasks

» 2889662

XP KINETIC '23-24



### ACCESSORY BUMPER HARDWARE

- Required when using a front camera as well as an upper front bumper or hood rack

» 2889659

XP KINETIC '23-24



### DUAL CHARGER HARNESS

- Required for installation of a 3kW On-Board Charger on XP Kinetic Premium trims

» 2890122

XP KINETIC '23-24



### TRIPLE CHARGER HARNESS

- Required for installation of a 3kW On-Board Charger on XP Kinetic Ultimate trims

» 2890121

XP KINETIC '23-24



### IN-CAB HEATER AND DEFROST KIT

- Instant heat, no more waiting for engine to warm up
- Easily control the climate inside your cab in any season
- Helps defrost windshields and keep you warm or cool
- Three different fan speeds
- Heat and fan dash-mounted controls
- Manual vents

» 2889449

XP KINETIC '23-24

REQUIRES HIGH VOLTAGE BUSBAR (2889667) AND ADHESIVE ACCESSORY KIT (2890070), EACH SOLD SEPARATELY



### 3kW ON-BOARD CHARGER

- Provides additional 3kW charge so you can save time and get more done with your RANGER
- Increases charge rate while decreasing charge time when connected to appropriate in home charger for more efficiency
- Maximum charge of 6kW on Premium trims and 9kW on Ultimate trims
- Upgraded Level 2 EVSE + 240V outlet required for optimal charging for Ultimate trim with 9kW upgrade
- Pair with Wallbox Pulsar Plus for optimal charging for Ultimate trim with 9kW upgrade

» 2889661

XP KINETIC '23-24

ULTIMATE TRIM: REQUIRES HIGH VOLTAGE BUSBAR (2889667), ADHESIVE ACCESSORY KIT (2890070) AND TRIPLE CHARGER HARNESS (2890121), EACH SOLD SEPARATELY

PREMIUM TRIM: REQUIRES HIGH VOLTAGE BUSBAR (2889667), ADHESIVE ACCESSORY KIT (2890070) AND DUAL CHARGER HARNESS (2890122), EACH SOLD SEPARATELY



### HIGH VOLTAGE BUSBAR

- Required for adding heater or other high voltage accessories such as upgraded chargers

» 2889667

XP KINETIC '23-24

REQUIRES ADHESIVE ACCESSORY KIT (2890070), SOLD SEPARATELY




### WALLBOX PULSAR MAX 11KW 3-PHASE EVSE

- For RANGER XP Kinetic Premium with additional 3kW charger and Ultimate trim standard and with additional 3kW charger
- It allows a faster charge for 6kW or 9kW chargers set-up compared with one-phase standard EVSE
- 3-phase (380V) power supply required

» 673V0001

XP KINETIC '23-24

# MAINTENANCE PARTS & FLUIDS



## POLARIS ENGINEERED PARTS AND OIL

have been validated and tested extensively, specifically for your vehicle. In order to maintain the peak performance of your Polaris vehicle only use official Polaris Engineered parts and oil.



We're taking the passion of our riders, workers and outdoor enthusiasts to the next level with HD Parts. These Heavy Duty parts are engineered for riders who want greater durability and enhanced performance. HD Parts are designed and tested to handle greater wear and tear under all weather conditions.



### A DRIVE BELT

- » 1000 • 3211218
- » XP 1000 / DIESEL • 3211186



### B BRAKE PADS

- » FRONT • 2209279
- » FRONT • **HD** • 2208933
- » REAR • 2203318
- DIESEL



### C OIL FILTER

- » 2540086
- 1000 / XP 1000
- » **HD** • 2522498
- 1000 / XP 1000
- » 3070549
- DIESEL
- XP KINETIC DOES NOT HAVE AN OIL FILTER



### D BATTERY

- » 4015591
- 1000 / XP 1000 / DIESEL
- » 4014132
- XP KINETIC
- » **HD** • 4081855
- XP 1000



### E AIR FILTER

- » 7082265
- 1000 / XP 1000
- » **HD** • 7083113
- 1000 / XP 1000
- » 7082087
- DIESEL



### F SPARK PLUGS

- » 1000 • 3023571
- » XP 1000 • 3022662

## LOOKING FOR MORE SERVICE PARTS?

See P. 93 to learn how to find parts for your model.

# MAINTENANCE SCHEDULE\*

RANGER 1000 / XP 1000

## BREAK-IN MAINTENANCE

FIRST 25 HRS | 500 MI / 800 KM

- ENGINE OIL & OIL FILTER CHANGE
- FRONT GEARCASE INSPECT FLUID
- BRAKE PADS INSPECT  
REPLACE AS NEEDED
- BRAKE FLUID INSPECT  
ADD FLUID AS NEEDED
- TRANSMISSION FLUID INSPECT  
ADD FLUID AS NEEDED

## 12 MONTHS


200 HRS | 2,000 MI / 3,200 KM

- ENGINE OIL & OIL FILTER CHANGE
- TRANSMISSION FLUID CHANGE FLUID
- FRONT GEARCASE CHANGE FLUID
- AIR FILTER REPLACE
- BRAKE PADS INSPECT  
REPLACE AS NEEDED
- DRIVE BELT INSPECT  
REPLACE AS NEEDED
- SPARK PLUGS INSPECT  
REPLACE AS NEEDED
- BATTERY TEST & CLEAN  
REPLACE AS NEEDED
- GENERAL LUBRICATION ALL FITTINGS, PIVOTS, CABLES, ETC.

## 24 MONTHS

400 HRS | 4,000 MI / 6,400 KM

- ENGINE OIL & OIL FILTER CHANGE
- TRANSMISSION FLUID CHANGE FLUID
- AIR FILTER REPLACE
- BRAKE FLUID CHANGE
- FRONT GEARCASE CHANGE FLUID
- BRAKE PADS INSPECT  
REPLACE AS NEEDED
- DRIVE BELT INSPECT  
REPLACE AS NEEDED
- SPARK PLUGS INSPECT  
REPLACE AS NEEDED
- BATTERY TEST & CLEAN  
REPLACE AS NEEDED
- GENERAL LUBRICATION ALL FITTINGS, PIVOTS, CABLES, ETC.



## MAINTENANCE MADE EASY



### OIL CHANGE KITS

3 L Engine Oil, 1 Oil Filter (2540086)

» PS-4 • 502543

1000, XP 1000



**G**

### ENGINE OIL P. 84

- » PS-4 • 1 L • 502484
- » PS-4 • 4 L • 502485
- » PS-4 EXTREME • 1 L • 503220
- » PS-4 EXTREME • 4 L • 503221
- » DIESEL • 1 L • 502573
- » DIESEL • 4 L • 502574

NOT COMPATIBLE WITH XP KINETIC



**H**

### ANGLE DRIVE FLUID

For rear gearcase

- » 1 L • 503320
- » 25 L • 503318
- » 202 L • 503317

ONLY COMPATIBLE WITH XP KINETIC



**I**

### DEMAND DRIVE FLUID

For front gearcase

- » 1 L • 502563
- » 25 L • 502564
- » 200 L • 502565



**J**

### AGL

For transmission

- » 1 L • 502505
- » 25 L • 502507
- » 200 L • 502508
- » EXTREME 1 L • 503516



**K**

### DOT 4 BRAKE FLUID

- » 250 ML • 502526



### ALL-SEASON GREASE TUBE

- » 400 G • 502538

Claims made based off testing and performance of Polaris HD Parts against standard OEM parts made by Polaris and competitor brands under normal use. For more information regarding Polaris HD parts including vehicle compatibility, installation and maintenance, please contact your authorized Polaris ORV dealer.

## RANGER XP KINETIC

# 36 MONTHS

600 HRS | 6,000 MI / 9,700 KM

**ENGINE OIL & OIL FILTER**  
CHANGE

**TRANSMISSION FLUID**  
CHANGE FLUID

**AIR FILTER**  
REPLACE

**BRAKE PADS**  
INSPECT  
REPLACE AS NEEDED

**FRONT GEARCASE**  
CHANGE FLUID

**DRIVE BELT**  
INSPECT  
REPLACE AS NEEDED

**SPARK PLUGS**  
INSPECT  
REPLACE AS NEEDED

**BATTERY**  
TEST & CLEAN  
REPLACE AS NEEDED

**GENERAL LUBRICATION**  
ALL FITTINGS, PIVOTS,  
CABLES, ETC.

# EVERY 1,000 MILES

1,600 KM

**TRANSMISSION FLUID**  
CHANGE FLUID

**FRONT GEARCASE**  
CHANGE FLUID

**BRAKE PADS**  
INSPECT  
REPLACE AS NEEDED

**BATTERY**  
TEST & CLEAN  
REPLACE AS NEEDED

**GENERAL LUBRICATION**  
ALL FITTINGS, PIVOTS,  
CABLES, ETC.

# EVERY 2,000 MILES

3,200 KM

**TRANSMISSION FLUID**  
CHANGE

**FRONT GEARCASE**  
CHANGE FLUID

**BRAKE FLUID**  
CHANGE

**BRAKE PADS**  
INSPECT  
REPLACE AS NEEDED

**BATTERY**  
TEST & CLEAN  
REPLACE AS NEEDED

**GENERAL LUBRICATION**  
ALL FITTINGS, PIVOTS, CABLES, ETC.

**FOR A COMPLETE  
MAINTENANCE  
SCHEDULE, CHECK  
YOUR OWNER'S  
MANUAL**



## OWNER ESSENTIALS PACKAGE

- 2885077 Sport Roof - Poly P. 48
- 2885080 Full Windshield - Glass P. 50
- 2879965  Rear Panel - Glass P. 51
- 2889187 Convex Weatherproof Rearview Mirror P. 52
- 2890288 Sun Visor P. 52
- 2885095 3,500 LB Winch P. 53








## FARM PACKAGE

- 2889538 Rear Headache Rack - Winch Ready P. 52
- 2889187 Convex Weatherproof Rearview Mirror P. 52
- 2885095 3,500 LB Winch P. 53
- 2889183 K-Extender/Divider P. 54







## HUNT PACKAGE

- 2889199  Storage Box P. 54
- 2889538 Headache Rack P. 54
- 2890134 300 LB Rear Cargo Box Winch P. 54
- 2885088  Front Hood Storage Rack P. 54
- 2889791 Pro Armor 33" Single-Row Combo LED Light Bar P. 69
- 2889161 Polaris PULSE Wiring Harness - 1 LED Light Bar P. 74
- 2884106  Kolpin Stronghold Auto-Latch Boot Mount P. 76
- 2882036 Kolpin Stronghold Gun Boot XL P. 76






## LANDOWNER PACKAGE

- 2889189 Cargo Bed Mat P. 54
- 2889199  Storage Box P. 54
- 2881533  Tool Rack P. 55
- 2889791 Pro Armor 33" Single-Row  
Combo LED Light Bar P. 69
- 2882209 Light Bar Harness P. 69





## TRAIL PACKAGE

- 2889199  Storage Box P. 54
- 2880551 Rear A-Arm Guards P. 55
- 2889790 Pro Armor 31" Dual-Row Combo LED Light Bar P. 69
- 2890053 Light Bar Mount P. 69
- 2889161 Polaris PULSE Wiring Harness - 1 LED Light Bar P. 74



## WINTER PACKAGE

- 2889577 Pro Series Plow Mount Quick Release Hook P. 67
- 2880260 Pro Series Frame P. 65
- 2890335 Plow Blade - 72" Steel P. 65
- 2889032 Pro Series Plow Hydraulic Angle System P. 65
- 2889162 Plow Controller P. 65
- 2889791 Pro Armor 33" Single-Row Combo LED Light Bar P. 69
- 2889161 Polaris PULSE Wiring Harness - 1 LED Light Bar P. 74



# CAB KITS

TAKE YOUR  
**RANGER SP 570**  
TO THE NEXT LEVEL OF COMFORT

Customize your experience by adding Cab Kits.





## FULL CAB KITS

SP 570 / SP 570 NORDIC PRO

		SP 570 & NORDIC PRO EU 28K0007	MY26 SP 570 EU <b>NEW</b> 28K0017	SP 570 NORDIC PRO TRACTOR 28K0015	MY25 SP 570 TRACTOR* 28K0016	MY26 SP 570 TRACTOR <b>NEW</b> 28K0018
2885080 Fixed Windshield - Glass	P. 50	✓	✓			
2885079 Tip-Out Windshield - Glass	P. 50			✓	✓	✓
2885083 Windshield Wiper & Washer System	P. 52	✓	✓	✓	✓	✓
2889241 Accessory Door Mounted Mirrors	P. 52			✓	✓	
2209164 Mirror Door Mount Adapters	P. 52		✓			✓
2885082 Heater Kit	P. 52				✓	✓
2885093 Premium Roof Liner	P. 48			✓	✓	✓
2879965 Lock & Ride Rear Panel - Glass	P. 51	✓	✓	✓	✓	✓
2890679-070 Manual Crank Doors	P. 49	✓	✓	✓	✓	✓
2885077 Poly Sport Roof	P. 48	✓	✓	✓	✓	✓
2891627 Labels & Covers Kit				✓	✓	✓
2891626 Front Suspensions Kit					✓	✓
5144410 & 5345617-458 Front Bars Torsion & Stabilizer					✓	✓

SP 570 '22-25

SP 570 '26

SP 570 '22-25

SP 570 '25  
\*STARTING FROM VIN  
TAPMAE574SK035215

SP 570 '26

## HALF CAB KIT

28K0009

- 2885077 Poly Sport Roof P. 48
- 2885080 Fixed Windshield - Glass P. 50
- 2879965  Rear Panel - Glass P. 51
- 2885083 Windshield Wiper & Washer System P. 52

SP 570 '22-26



### TOP SELLER HEATER KIT

P. 52

» 2885082

SP 570 '22-26, CREW SP 570 '22-26  
SP 570 SPORT MODELS REQUIRES FRONT PULSE BAR  
AND HARNESES (2889185), SOLD SEPARATELY

### ADD TO YOUR CAB COMFORT

with the Heater System

# ROOFS

## POLY FEATURES

- Water run-off
- Polaris PULSE plug and play
- Liner ready
- Lightweight



**SEALED  
COVERAGE**



**REDUCE  
STANDING WATER**



**EASY AND FAST  
INSTALLATION**

## POLARIS ENGINEERED ADVANTAGES

## POLY

Lightweight, durable and impact-resistant. A poly roof can take the abuse of a tight trail and still protect.



2-SEAT



CREW

### SPORT ROOF - POLY TOP SELLER

- Offers reliable protection from the sun and rain
- Lightweight, durable polyethylene construction
- Simple one-time installation

» 2-SEAT • BLACK • 2885077

SP 570 '22-26

» CREW • BLACK • 2885078

CREW SP 570 '22-26



### PREMIUM ROOF LINER

- Cut in-cab noise by 60% at idle and by 40% at 20 mph
- One-piece liner attaches quickly and securely using push darts
- Adds premium comfort and quieter cab ride

» 2-SEAT (SHOWN) • 2885093

SP 570 '22-26

» CREW • 2885094

CREW SP 570 '22-26

## STEEL

For the ultimate in strength and protection.



### STEEL ROOF

- Integrated visor for protection and accessory mounting
- Compatible with OEM and Kolpin® Glass Windshields and back panels
- Includes rubber seals for placement in-between roll cage and roof to minimize noise and wear
- Quick and easy install in less than 30-minutes

» 2-SEAT • 29115

SP 570 '22-26

» CREW • 29125

CREW SP 570 '22-26

NOT COMPATIBLE WITH POLARIS OEM  
ROOF LINERS



### ROOF FOAM LINER INSULATION

- 5MM adhesive backed foam pad to stick to underside of metal roofs
- Reduces noise, squeaks, pads roof against frame
- Looks more premium, provides soft-touch surfaces and is washable

» 2-SEAT (SHOWN) • 29005

SP 570 '22-26

» CREW (REQUIRES 2) • 29005

SP 570 CREW REQUIRES 2X, SOLD SEPARATELY

CREW SP 570 '22-26

NOT COMPATIBLE WITH POLARIS OEM ROOFS



# DOORS



**PREMIUM  
FEATURES**



**UNPRECEDENTED  
VENTILATION OPTIONS**



**EASY AND FAST  
INSTALLATION**

**POLARIS  
ENGINEERED  
ADVANTAGES**

## POLY

### CRANK WINDOW

Has manual crank windows for airflow adjustment in the cab with a fully finished black interior and exterior panels. Has a steel tube frame with a full 360° seal to keep out dust and rain.



#### MANUAL CRANK WINDOW DOORS TOP SELLER

- Set of 2 doors

» **FRONT • 2890679-070**

SP 570 '22-26, CREW SP 570 '22-26  
SHOWN WITH EXTERIOR DOOR  
ACCENT PANEL 2889389-795

- Set of 2 doors

» **REAR • 2885074**

CREW SP 570 '22-26  
SHOWN WITH EXTERIOR DOOR  
ACCENT PANEL 2889390-795

## CANVAS

### ZIP WINDOW

Heavy-duty 23-oz durable protection with adjustable zipper ventilation and see-through bottom panel. Powder-coated steel rod door frames provide strength and enhance fit and finish.



#### ZIP WINDOW DOORS

- Set of 2 doors

» **FRONT • 2885075**

SP 570 '22-26, CREW SP 570 '22-26

- Set of 2 doors

» **REAR • 2885076**

CREW SP 570 '22-26



### STEEL HALF DOORS

- Set of 2 doors
- 30-minute installation
- Easy-on, easy-off e-clip & hinge pin removal
- Standard automotive forward opening (like your truck)
- Premium aluminum door handle with automotive-style latch (doesn't rattle)
- Thick D-Trim seals around lower edge for splash-free riding

» **32100**

SP 570 '22-26



### UPPER SOFT DOORS

- Set of 2 doors
- Quick on-off 15 minute installation
- Durable steel framing with weather resistant nylon canvas
- -20°F cold crack rated PVC windows with double zippered full opening
- Door handle access with zippered closure
- Thick trim seals around upper edge for complete cab enclosure

» **32600**

SP 570 '22-26

STEEL HALF DOORS (32100) REQUIRED, SOLD SEPARATELY



### EXTERIOR DOOR ACCENT PANELS

- Replace stock gloss black accent panels
- Painted plastic and clear-coated for UV protection
- Install easily with a single screw
- Comes as a pair
- Compatible with poly manual crank windows doors only



**GHOST  
GRAY**

**FRONT** 2889389-728  
**REAR** 2889390-728



**POLARIS  
PURSUIT CAMO**

2889391-587  
2889392-587



**SAND  
DUNE**

2889850-902  
2889851-902



**SAGEBRUSH GREEN  
NON-METALLIC**

2889389-560  
2889390-560



**ZENITH  
BLUE**

2889389-849  
2889390-849




**POLARIS BLUE  
NON-METALLIC**

2889389-795  
2889390-795


# WINDSHIELDS & REAR PANELS

## GLASS vs HARD COAT POLY



Superior optical clarity  
(automotive level)  
Scratch-resistant  
Curved to fit, seals tight  
Cold weather / heavy duty  
Wiper ready

Lightweight, flexible,  
easy to store/remove  
Impact-resistant  
Tight seal keeps out  
rain and dust  
30x more scratch resistant



## WINDSHIELDS

OPEN



WIPER AVAILABLE  
P. 52

### FULL TIP-OUT WINDSHIELD - GLASS TOP SELLER

- Tip-out design offers three positions: open, closed and vented
- Gas shocks assist in easy opening and closing
- 360° gasket for reliable protection and comfort
- Scratch-resistant automotive-style curved glass
- Interior sound dampening and optimized visibility

» 2885079

SP 570 '22-26, CREW SP 570 '22-26



### ® VENTED WINDSHIELD - HARD COAT POLY

- Frameless design for maximum visibility
- Added vents for airflow on a hot day or defrosting on a cold day

» 2883342

SP 570 '22-26, CREW SP 570 '22-26



### ® FULL WINDSHIELD - POLY

- Durable, optical-grade, 0.6 cm-thick polycarbonate offers outstanding rider protection and visibility
- Windshield has minimal perimeter framework for full visibility

» 2883318

SP 570 '22-26, CREW SP 570 '22-26



WIPER AVAILABLE  
P. 52

### FULL WINDSHIELD - GLASS TOP SELLER

- Scratch-resistant, curved laminate safety glass
- Protects against wind, rain and other hazardous debris
- UV-blocking interlayer and 360° gasket seal

» 2885080

SP 570 '22-26, CREW SP 570 '22-26



### ® FULL WINDSHIELD - HARD COAT POLY

- Durable, optical-grade, 0.6 cm-thick polycarbonate offers outstanding rider protection and visibility
- Windshield has minimal perimeter framework for full visibility

» 2883319

SP 570 '22-26, CREW SP 570 '22-26



### ® HALF WINDSHIELD - POLY

- Strong, durable polycarbonate half windshield delivers a combination of protection and airflow into the cab
- Half windshield offers protection from rain, sleet, spray and off-road hazards

» 2883320

SP 570 '22-26, CREW SP 570 '22-26



## POLARIS ENGINEERED ADVANTAGES



**LOCK & RIDE**  
REVOLUTIONARY  
INSTALLATION



AIRTIGHT  
GASKET SEAL



VENTING  
OPTIONS



MULTI-FUNCTION  
FEATURES



## REAR PANELS



### **REAR PANEL - GLASS** TOP SELLER

- Durable, tempered laminate glass provides a high level of scratch resistance

» 2879965

SP 570 '22-26, CREW SP 570 '22-26



### **REAR PANEL - POLY**

- Strong, 0.6 cm-thick polycarbonate provides outstanding impact and scratch resistance

» 2879812

SP 570 '22-26, CREW SP 570 '22-26



## REDUCE IN-CAB DUST SWIRL BY ADDING A REAR PANEL

With a windshield and roof installed, turbulent air develops behind the cab. Add a rear panel to reduce dust intrusion from this swirl.

# CAB COMFORT & CONVENIENCE



## HEATER KIT TOP SELLER

- Climate control for the cab of your off-road vehicle
- Total of four dash mounted vents with two positioned for defrosting the windshield and the other two for heating the cab
- Simple, dash-mounted controls
- Manually operated vents for airflow control

» 2885082

SP 570 '22-26, CREW SP 570 '22-26  
SP 570 SPORT MODELS REQUIRES FRONT PULSE BAR AND HARNESSSES (2889185), SOLD SEPARATELY



## WINDSHIELD WIPER & WASHER KIT TOP SELLER

- Helps clear hazardous dirt, rain and debris from your windshield

» 2885083

SP 570 '22-26, CREW SP 570 '22-26  
SP 570 SPORT MODELS REQUIRES FRONT PULSE BAR AND HARNESSSES (2889185), SOLD SEPARATELY



## CONVEX WEATHERPROOF REAR VIEW MIRROR TOP SELLER

- Convex design for a broader view of traffic
- Durable, weatherproof construction
- Mount the bolts into your choice of pre-designated mounting locations
- Compatible with roof, windshield and other accessories

» 2889187

SP 570 '22-26, CREW SP 570 '22-26



## SIDE VIEW MIRRORS

» DOOR MOUNTED • 2889241

» ROPS-MOUNTED (SHOWN) • 2889243

SP 570 '22-26, CREW SP 570 '22-26  
NOT COMPATIBLE WITH TIP-OUT FULL WINDSHIELD (2885079)

» DOOR MOUNT ADAPTOR • 2209164

ONLY NEEDED TO MOUNT 2889243 ON DOORS



## RANGER SP 570 LED HEADLIGHTS

- Add this kit to improve brightness and illumination over stock halogen lights

» 2889877\*

SP 570 '22-26, CREW SP 570 '22-26  
\* U.S. MODELS ONLY



## 12V CARGO BED POWER KIT WITH DASH SWITCH

- Maximize productivity with 12v Cargo Box Power Port to power your tools or accessories to get the job done

» 2889874

SP 570 '22-26, CREW SP 570 '22-26



## FLOOR MATS - FRONT

- Protects floors from dirt and wear
- Textured, non-slip surface

» 2889186

SP 570 '22-26, CREW SP 570 '22-26



## REAR HEADACHE RACK - WINCH READY

- Mounts to rear ROPs of vehicle
- Expanded metal screen allows rear visibility and protects rear panel from damage
- Used to mount rear mounted winch

» 2889538

SP 570 '22-26, CREW SP 570 '22-26



## SUN VISOR TOP SELLER

- Injection molded visors for seamless fit to protection from the sun

» 2890288

SP 570 '22-26, CREW SP 570 '22-26



## DOMELIGHT

- LED Dome light provides optimal visibility in the cab
- Easy to install

» 2889159

SP 570 '22-26, CREW SP 570 '22-26  
SP 570 NON-PREMIUM AND NON-NORTHSTAR MODELS REQUIRE FRONT PULSE BAR AND HARNESSSES 2889185

## SP 570 SEAT COVERS - BLACK

- Strong, durable Carhartt® seat covers for both the seat bottom and backrest
- Designed to fit snug and stay wrinkle free, so it won't slip, slide, or bunch up
- Machine washable for easy cleaning

» 2889879-458\*

SP 570 '22-26, CREW SP 570 '22-26  
\* U.S. MODELS ONLY

## SPEEDKEY

» 2879988\*

SP 570 '22-26, CREW SP 570 '22-26  
\* U.S. MODELS ONLY

## HORN KIT

- Adds a warning horn to console area of vehicle

» 2889160\*

SP 570 '22-26, CREW SP 570 '22-26  
SP 570 NON-PREMIUM AND NON-NORTHSTAR MODELS REQUIRE FRONT PULSE BAR AND HARNESSSES 2889185  
\* U.S. MODELS ONLY

## CAB SEAL KIT

- Seal out dust from your UTV cab
- Reduces dust from getting on dash and seat

» 2889201\*

SP 570 '22-26, CREW SP 570 '22-26  
(INCLUDED WITH PREMIUM DOORS)  
\* U.S. MODELS ONLY

## FRONT PULSE BAR AND HARNESS

- This kit is needed to install any electrical accessories to a base vehicle

» 2-SEAT • 2889185

SP 570 '22-26, CREW SP 570 '22-26

» CREW • 2889568

CREW SP 570 '22-26

## ELECTRONIC POWER STEERING KIT\*\*

- Smoothest, most powerful electronic power steering available for your Polaris RANGER

- Variable assist for easier steering at lower speeds

- Greater responsiveness at higher speeds

- Front PULSE Bar and Harness required, sold separately

» 2889464

» EPS HARNESS KIT • 2890069

SP 570 '22-26, CREW SP 570 '22-26

\*\*Check with your local dealer for availability.

# AUDIO

## POLARIS RIDECOMMAND

### 7" DISPLAY POWERED BY RIDE COMMAND

» 2884072

SP 570 '22-26  
SPEAKERS NOT INCLUDED


**MORE INFORMATION P. 70**

### 7" DISPLAY MOUNT KIT

- Includes four off-road grade speakers, and 7" Display mounting hardware

» 2889163

SP 570 '22-26  
REQUIRES 7" DISPLAY POWERED BY RIDE COMMAND  
(2884072)



### JBL® DASH AUDIO KIT

- Head unit features AM/FM/WB tuner, USB input and Bluetooth compatibility
- Includes four off-road grade speakers, a JBL head unit and mounting hardware

» 2885081

SP 570 '22-26

# WINCHES



## FEATURES & BENEFITS

## PRO SERIES

### RAPID ROPE RECOVERY

Retrieve cable 5x as fast as standard mode on other Polaris winches. Get back to riding or complete your task quicker.



NOT AVAILABLE

### AUTO STOP TECHNOLOGY

Auto Stop technology protects and extends the life of your winch by automatically stopping the winch at the end of pull to prevent over-spooling.



WIRELESS STANDARD, WIRED OPTION

### AUTO STOP UPGRADE + WIRELESS REMOTE

2889840

SYNTHETIC ROPE REQUIRED

### WIRELESS REMOTE

Operate your winch wirelessly from within 50 ft of the vehicle.

### PREMIUM SYNTHETIC ROPE

Lightweight, extremely strong and flexible 50 ft long rope stands up to any tough job.



ADD SYNTHETIC ROPE  
2878888

MODEL	2,041 KG	1,588 KG	ADD REQUIRED CABLES
SP 570 '22-26 CREW SP 570 '22-26	2885096	TOP SELLER 2885095	2-SEAT & CREW MODELS 2889185

## UPGRADE YOUR CONTROLS

### WIRED REMOTE CONTROL

- Kit includes remote handle and socket
- » REMOTE HANDLE & SOCKET KIT  
2889600

### WIRELESS WINCH REMOTE

- Add convenience and safety to your integrated winch system
- Capable of operating the winch from up to 50-feet away
- Avoid tangled cables and eliminate the risk of damaged control cables
- » 2889840
- SP 570 '22-26

### TOP SELLER POWER CONTROLLER

- Control your winch and plow hydraulics directly from the shift knob
- » 2889162
- SP 570 '22-26



RANGER SP 570

ROOFS  
& DOORS

WINDSHIELDS  
& REAR PANELS


CAB COMFORT  
& CONVENIENCE

AUDIO  
& WINCHES

STORAGE &  
PROTECTION

MAINTENANCE  
PARTS & FLUIDS

# STORAGE



Exclusive and available on all Polaris vehicles, Lock & Ride accessories let you quickly change from one task to another with hundreds of options.

With the flip of a lever, Lock & Ride plungers use outward pressure to expand for a secure fit.



## LR SPARE TIRE CARRIER

- Includes one spare tire carrier
- Quick installation
- Tire carrier mounts to the rear cab to keep cargo bed free and easily accessible
- Maximum tire size supported is 30"

» 2889193

SP 570 '22-26, CREW SP 570 '22-26



## LR STORAGE BOX

- Provides enough room to store all the tools you need to get the job done
- Internal organizational dividers keep gear from rolling around
- Easily detaches from vehicle

» 2889199

SP 570 '22-26, CREW SP 570 '22-26



## CARGO BED MAT

- Protects cargo box, reduces drivetrain noise and keeps cargo more secure with non-slip design
- Thick (3.18 mm) rubber mat construction

» 2889189

SP 570 '22-26, CREW SP 570 '22-26



## 300 LB REAR CARGO BOX WINCH

- 300 LB pull force winch that mounts to rear headache rack
- Allows for easy loading of big game or other large and heavy items in the bed

» 2890134

SP 570 '22-26, CREW SP 570 '22-26

REQUIRES HEADACHE RACK (2889538), SOLD SEPARATELY



## LR BED EXTENDER/DIVIDER

TOP SELLER

- Increase your cargo capacity and UTV storage
- Extend the cargo bed or divide cargo within the bed
- Lock & Ride technology for easy install without tools
- Made from durable steel and powder-coated finish

» 2889183

SP 570 '22-26, CREW SP 570 '22-26



## LR FRONT HOOD STORAGE RACK

- Increases storage and protects against brush and debris
- Steel construction with a durable powder-coated finish
- Lock & Ride functions for easy install, on and off maneuvering of the basket, and under-hood access
- Weight Capacity: 100 lbs.

» 2885088

SP 570 '22-26, CREW SP 570 '22-26

NOT COMPATIBLE WITH UPPER BRUSH GUARD (2885084) AS IT USES SAME MOUNTING POINTS

NORDIC PRO MODELS ONLY, BASE MODELS REQUIRE 1028432-458

NOT COMPATIBLE WITH 2885084



## HEADACHE RACK

TOP SELLER

- Provides extreme cargo versatility to your UTV
- Strong steel tube construction for maximum durability

» 2889538

SP 570 '22-26, CREW SP 570 '22-26



## LR CHAINSAW MOUNT

» 2879354

SP 570 '22-26, CREW SP 570 '22-26



## TRASH CAN HAULER

- Receiver mounted trash can hauler that allows slow speed towing of 2 trash cans
- Ideal for hauling cans down long driveways

» 2889876

SP 570 '22-26, CREW SP 570 '22-26



## LR D-RINGS

TOP SELLER

- The most versatile Lock & Ride accessory: add as many as you need to secure your cargo with bungee cords or straps

» 2881545

SP 570 '22-26, CREW SP 570 '22-26



## FIRE EXTINGUISHER HOLDER

- Quick-release strap allows for easy access

» 2882158

SP 570 '22-26, CREW SP 570 '22-26



## TOOL RACK

- Attach on the inside or outside of the cargo bed

» 2881533

SP 570 '22-26, CREW SP 570 '22-26



**KOLPIN**  
OUTDOORS

## OVERBED CARGO RACK

- Integrated chainsaw carrying location, bottle opener and tie-down slots
- 7" of clearance above the bed rail to fit gear under rack
- Durable steel and powder-coated finish

» RACK • 53450

MOUNTING KIT (53504) REQUIRED,  
SOLD SEPARATELY

» MOUNT • 53504

SP 570 '22-26, CREW SP 570 '22-26

NOT COMPATIBLE WITH TOOL RACK (2881533)



**KOLPIN**  
OUTDOORS

COMING SEPTEMBER

## DIAMOND PLATE ALUMINUM BED BOX

- Lockable stainless steel latches accessible from driver & passenger sides
- Gasketed Lid to minimize dust & water
- Durable 15-gauge diamond plate aluminum

» BOX • 53472

MOUNTING KIT (53504) REQUIRED,  
SOLD SEPARATELY

» MOUNT • 53504

SP 570 '22-26, CREW SP 570 '22-26



**KOLPIN**  
OUTDOORS

COMING SEPTEMBER

## DIAMOND PLATE ALUMINUM BEDSIDE SADDLE BOX

- Lockable stainless steel latch
- Gasketed Lid to minimize dust & water
- Integrated mounting holes for quick mount/removal to vehicle bed side
- Durable 15-gauge diamond plate aluminum

» BOX • 53475

MOUNTING KIT (98510) REQUIRED,  
SOLD SEPARATELY

» MOUNT (2 REQUIRED) • 98510

SP 570 '22-26, CREW SP 570 '22-26



# PROTECTION



## UPPER FRONT BUMPER

- Made from tubular steel and provides additional protection for front fenders and headlights
- Attaches to stock front bumper
- Durable, scratch-resistant, black powder-coat finish

» 2885084

SP 570 '22-26, CREW SP 570 '22-26

FITS NORDIC PRO AND PREMIUM MODELS ONLY

NOT COMPATIBLE WITH HOOD RACK (2885088)

USES SAME MOUNTING LOCATIONS

BASE MODELS REQUIRES PREMIUM WELD-BUMPER (1026432-458), SOLD SEPARATELY



## REAR BUMPER

- Made from tubular steel and provides additional protection for taillights
- Durable, scratch-resistant, black powder-coat finish
- Reliably enhances back-end protection of vehicle

» 2885087

SP 570 '22-26, CREW SP 570 '22-26



## ROCK SLIDERS WITH STEP

- Reliable, hard-working protection for edges of vehicle

- Mounts directly to the frame, instead of underneath, for maximum ground clearance

» 2-SEAT (SHOWN) • 2889180

SP 570 '22-26

» CREW • 2889181

CREW SP 570 '22-26



## A-ARM GUARDS

- Valuable, reliable protection for vital front suspension components exposed to the rigors of off-road environments

- Strong, durable, lightweight polyethylene construction withstands off-road impacts to protect the A-Arms

» FRONT (SHOWN) • 2885097

» REAR • 2880551

SP 570 '22-26, CREW SP 570 '22-26

NOT COMPATIBLE WITH MODELS

THAT HAVE FRONT SWAY BAR

## STRAPS

### 3.8 CM X 4.6 M 2494.8 KG RATCHET STRAP

- Heavy-duty webbing
- 2 pack

» 2884031



### QUICKSTRAP

- The quickest and most secure way to mount Polaris accessories

- Sold as a pair

» 2882187

ALL COOLERS, RANGER CARGO BOXES



### 5.1 CM X 6.1 M 4535.9 KG RATCHET STRAP

- Heavy-duty webbing

» 2884032



# DO MORE:



COOLERS P. 78



HUNT P. 76




COLD WEATHER P. 64



LIGHTING P. 68

# MAINTENANCE PARTS & FLUIDS




## POLARIS ENGINEERED PARTS AND OIL

have been validated and tested extensively, specifically for your vehicle. In order to maintain the peak performance of your Polaris vehicle only use official Polaris Engineered parts and oil.



We're taking the passion of our riders, workers and outdoor enthusiasts to the next level with HD Parts. These Heavy Duty parts are engineered for riders who want greater durability and enhanced performance. HD Parts are designed and tested to handle greater wear and tear under all weather conditions.



### A DRIVE BELT

» 3211218



### B BRAKE PADS

» 2203318

» **HD** • 2208936



### C OIL FILTER

» 2540086

» **HD** • 2522485



### D BATTERY

» 4015591



### E AIR FILTER

» 7082037



### F SPARK PLUG

» 3022662

## LOOKING FOR MORE SERVICE PARTS?

See P. 93 to learn how to find parts for your model.

# MAINTENANCE SCHEDULE\*

## BREAK-IN MAINTENANCE

FIRST 25 HRS | 500 MI / 800 KM

**ENGINE OIL & OIL FILTER**  
CHANGE

**FRONT GEARCASE**  
CHANGE FLUID

**BATTERY**  
TEST & CLEAN  
REPLACE AS NEEDED

**TRANSMISSION FLUID**  
INSPECT  
ADD LUBRICANTS AS NEEDED

## 12 MONTHS

200 HRS | 2,000 MI / 3,200 KM

**ENGINE OIL & OIL FILTER**  
CHANGE

**TRANSMISSION**  
CHANGE FLUID

**FRONT GEARCASE**  
CHANGE FLUID

**AIR FILTER**  
REPLACE

**BRAKE PADS**  
INSPECT  
REPLACE AS NEEDED

**BRAKE FLUID**  
INSPECT

ADD AS NEEDED

**DRIVE BELT**  
INSPECT

REPLACE AS NEEDED

**SPARK PLUGS**  
INSPECT  
REPLACE AS NEEDED

**BATTERY**  
TEST & CLEAN  
REPLACE AS NEEDED

**GENERAL LUBRICATION**  
ALL FITTINGS, PIVOTS,  
CABLES, ETC.

## 24 MONTHS

400 HRS | 4,000 MI / 6,400 KM

**ENGINE OIL & OIL FILTER**  
CHANGE

**TRANSMISSION**  
CHANGE FLUID

**FRONT GEARCASE**  
CHANGE FLUID

**BRAKE FLUID**  
CHANGE

**AIR FILTER**  
REPLACE

**BRAKE PADS**  
INSPECT  
REPLACE AS NEEDED



## MAINTENANCE MADE EASY



### OIL CHANGE KITS

2 L Engine Oil, 1 Oil Filter (2540086)  
» PS-4 • 502541


**G**

### ENGINE OIL P. 84

- » PS-4 • 1L • 502484
- » PS-4 • 4 L • 502485
- » PS-4 EXTREME • 1L • 503220
- » PS-4 EXTREME • 4 L • 503221


**H**

### DEMAND DRIVE FLUID

For front gearcase

- » 1 L • 502563
- » 25 L • 502564
- » 200 L • 502565


**I**

### AGL

For transmission

- » 1 L • 502505
- » 25 L • 502507
- » 200 L • 502508
- » EXTREME 1L • 503516


**J**

### DOT 4 BRAKE FLUID

- » 250 ML • 502526



### ALL-SEASON GREASE TUBE

- » 400 G • 502538

Claims made based off testing and performance of Polaris HD Parts against standard OEM parts made by Polaris and competitor brands under normal use. For more information regarding Polaris HD parts including vehicle compatibility, installation and maintenance, please contact your authorized Polaris ORV dealer.

# 36 MONTHS

600 HRS | 6,000 MI / 9,700 KM

#### DRIVE BELT

INSPECT  
REPLACE AS NEEDED

#### SPARK PLUGS

INSPECT  
REPLACE AS NEEDED

#### BATTERY

TEST & CLEAN  
REPLACE AS NEEDED

#### GENERAL LUBRICATION

ALL FITTINGS, PIVOTS,  
CABLES, ETC.

#### ENGINE OIL & OIL FILTER

CHANGE

#### TRANSMISSION

CHANGE FLUID

#### FRONT GEARCASE

CHANGE FLUID

#### AIR FILTER

REPLACE

#### BRAKE PADS

INSPECT

REPLACE AS NEEDED

#### BRAKE FLUID

INSPECT

ADD AS NEEDED

#### DRIVE BELT

INSPECT

REPLACE AS NEEDED

#### SPARK PLUGS

INSPECT

REPLACE AS NEEDED

#### BATTERY

TEST & CLEAN

REPLACE AS NEEDED

#### GENERAL LUBRICATION

ALL FITTINGS, PIVOTS,  
CABLES, ETC.

**FOR A COMPLETE  
MAINTENANCE  
SCHEDULE, CHECK  
YOUR OWNER'S  
MANUAL**

\*This is a sample maintenance schedule. Please reference and use your owners manual for full maintenance and vehicle care.

YOUTH SIDE-BY-SIDES & ATVs

# INSPIRE CONFIDENCE OFF-ROAD



Empower child riders to take their own off-road adventures with youth vehicles built for comfort and control. Our kids' off-road lineup features small ATVs, quads, 4-wheelers and side-by-sides designed for a range of children's ages and experience levels—all with industry-leading safety features.



### SAFETY FEATURES PARENTS LOVE

**SAFE AND SOUND** | Enjoy peace of mind knowing that Polaris youth models come with industry-leading safety features designed to build a solid foundation for the next generation of riders.



### KID-FRIENDLY PERFORMANCE

**HAVE A DAY** | Kids can confidently tackle adventures thanks to age-appropriate ergonomics, capable suspension and plenty of ground clearance to clear obstacles.



### GROW WITH POLARIS

**RIDE EARLY. RIDE OFTEN.** | We build confidence-inspiring youth model ATVs and side-by-sides. We offer ATVs made for riders ages 6+, 10+, 14+ and side-by-sides for riders aged 10+.



The use of vehicles by youth in similar environments in your jurisdiction may be prohibited per locally applicable laws and regulations. Keep your children safe and make sure an adult exercises close supervision at all times.



# RANGER 150 EFI



## YOUTH CRAWLER TIRE

- Premium durability to ride longer
- Increased ground clearance and performance

» 22" x 8" R12 • 5416945

» 22" x 10" R12 • 5416944

150 EFI '18-26



## YOUTH BUCKLE WHEEL

» FRONT • 12" x 7" • 1524114

» REAR • 12" x 8" • 1524115

150 EFI '18-26



## PRO ARMOR WHEEL & TIRE KIT: YOUTH CRAWLER & BUCKLE

» 2885154

150 EFI '18-26



## FULL WINDSHIELD - POLY

- .32 cm clear poly carbonate
- Mounts with Lock & Ride

» 2889854

150 EFI '18-26




## HALF WINDSHIELD - POLY

- 33 cm tall to provide protection and allow airflow
- .32 cm clear poly carbonate
- Mounts with Lock & Ride

» 2889855

150 EFI '18-26



## REAR PANEL - POLY

- .32 cm clear poly carbonate
- Mounts with Lock & Ride

» 2889856

150 EFI '18-26



## FRONT & REAR BUMPER SET

- Durable, e-coated steel construction
- Front and Rear Bumper included

» 2883287

150 EFI '18-26



## SPORT ROOF - POLY

- Stay protected from rain, snow and sun
- Easily installs

» 2883289

150 EFI '18-26



**KOLPIN**  
OUTDOORS


## ROOF, WINDSHIELD, BACK PANEL KIT

- Provides extra protection
- Quick and easy installation with included hardware
- Windshield: 1/8" Hardcoat Scratch Resistant Polycarbonate
- Roof: 1/8" HMW Haircell Polyethylene
- Back Panel: 1/8" Polycarbonate

» 2150

150 EFI '18-26

# MAINTENANCE PARTS & FLUIDS



## POLARIS ENGINEERED PARTS AND OIL

have been validated and tested extensively, specifically for your vehicle. In order to maintain the peak performance of your Polaris vehicle only use official Polaris Engineered parts and oil.



### DRIVE BELT

» 3050270  
150 EFI '18-26



### BRAKE PADS

» FRONT • 1912970  
» REAR • 1912971  
150 EFI '18-26



### OIL FILTER

» 3023344  
150 EFI '18-26



### BATTERY

» 4010678  
150 EFI '18-26



### AIR FILTER

» 7082249  
150 EFI '18-26



### SPARK PLUGS

» 3050051  
150 EFI '18-26



### ENGINE OIL

SEE P. 84  
FOR DETAILS



### ANGLE DRIVE FLUID

» 1 L • 503320  
» 25 L • 503318  
» 202 L • 503317



### DEMAND DRIVE FLUID

» 1 L • 502563  
» 25 L • 502564  
» 200 L • 502565



### AGL

» 1 L • 502505  
» 25 L • 502507  
» 200 L • 502508  
» EXTREME 1 L • 503516



### DOT 4 BRAKE FLUID

» 250 ML • 502526



### ALL-SEASON GREASE TUBE

» 400 G • 502538

## MAINTENANCE SCHEDULE\*

BREAK-IN MAINTENANCE	6 MONTHS	12 MONTHS	18 MONTHS	24 MONTHS
FIRST 5 HRS   50 MI / 80 KM	25 HRS   500 MI / 800 KM	50 HRS   1000 MI / 1600 KM	75 HRS   1,500 MI / 2,500 KM	100 HRS   2,000 MI / 3,200 KM
ENGINE OIL & OIL FILTER CHANGE	ENGINE OIL & OIL FILTER CHANGE	ENGINE OIL & OIL FILTER CHANGE	ENGINE OIL & OIL FILTER CHANGE	ENGINE OIL & OIL FILTER CHANGE
DRIVE CHAIN ADJUST & LUBRICATE	BATTERY TEST & CLEAN REPLACE AS NEEDED	BATTERY TEST & CLEAN REPLACE AS NEEDED	BATTERY TEST & CLEAN REPLACE AS NEEDED	TRANSMISSION CHANGE FLUID
BRAKE PAD INSPECT REPLACE AS NEEDED	GENERAL LUBRICATION ALL FITTINGS, PIVOTS, CABLES, ETC.			DRIVE BELT INSPECT REPLACE AS NEEDED
				SPARK PLUG INSPECT REPLACE AS NEEDED
				BATTERY TEST & CLEAN REPLACE AS NEEDED

FOR A COMPLETE  
MAINTENANCE  
SCHEDULE, CHECK  
YOUR OWNER'S MANUAL

\*This is a sample maintenance schedule. Please reference and use your owners manual for full maintenance and vehicle care.

# WINCHES

## DEPENDABLE. TOUGH. BUILT FOR THE OFF-ROAD.

A Polaris Engineered winch is designed to help you get the job done right, get you on your way faster and prepare you for the unexpected.

## WHY POLARIS?

Polaris Off-road vehicles are engineered with designated mounting points and wiring for seamless install of Polaris Engineered winches.



TESTED **1,200+**  
PULLS AT MAX LOAD



BUILT TO WITHSTAND  
**-29° C** TEMPERATURES



OPERATES  
**FULLY SUBMERGED**



**MILITARY**  
TESTED & APPROVED

## UPGRADE YOUR CONTROLS

### DASH WINCH SWITCH KIT

- Allows user to add a dash switch as an additional means to control winch
- Compatible with all winches and other control methods (wireless/wired)

» **2889050**

XP 1000 '18-26, CREW XP 1000 '19-26, CREW 1000 '20-26,  
1000 '20-26, XP KINETIC '23-24, DIESEL '20-26

### TOP SELLER POWER CONTROLLER

- Control winch/plow hydraulics from shift knob

» **2883247 (SHOWN)**

XP 1000 '18-26, CREW XP 1000 '19-26,  
CREW 1000 '20-26, 1000 '20-26,  
DIESEL '20-26

REQUIRES WINCH ADAPTER (2884159),  
SOLD SEPARATELY, WHEN USING A WINCH  
FOR LIFTING DEVICE

» **2889162**

SP 570 '22-26

» **2879227**

EV '15-21, CREW 570-4 '14-21,  
570 '11-21, 500 '17-22



### WIRED REMOTE CONTROL

- Handle and socket both required

» **REMOTE HANDLE • 4013466**

» **SOCKET • 4017102**

WORKS WITH 2889695

» **SOCKET • 4014228**

WORKS WITH 2885095 & 2881669

### WIRELESS WINCH REMOTE

- Add convenience and safety to your integrated winch system
- Capable of operating the winch from up to 50-feet away
- Avoid tangled cables and eliminate the risk of damaged control cables

» **2889840**

SP 570 '22-26

## REPLACEMENT PARTS

### SYNTHETIC ROPE

» **2,722 KG**  
**2879188**

» **1,588 KG**  
**2879187**



### STEEL CABLE

» **1,588 KG**  
**2878890**



ADD A PLOW P. 64

## FEATURES & BENEFITS

ALL POLARIS ENGINEERED WINCHES COME WITH:

- ✓ **INTEGRATED WIRING, MOUNT, PREASSEMBLED**
- ✓ **HOOK WITH STRAP**
- ✓ **CUT STEEL GEARS & SEALED DRIVETRAIN**
- ✓ **SEALED PERMANENT MAGNET MOTOR**

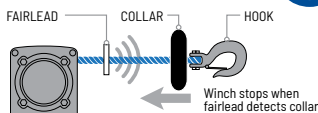
### RAPID ROPE RECOVERY



Retrieve cable 5x as fast as standard mode on other Polaris winches. Get back to riding or complete your task quicker.

1. Set winch dial to N (Neutral) to manually pull the rope out and secure the hook to your anchor point
2. Set winch dial to L (Low) for maximum pulling power while winching your load
3. Set winch dial to H (High) for retrieving the rope 5x faster with Rapid Rope Recovery

### AUTO STOP TECHNOLOGY



Auto Stop technology protects and extends the life of your winch by automatically stopping the winch at the end of pull to prevent over-spooling. While plowing, it prevents the plow frame from bending by stopping the winch once the plow has been lifted.

### PREMIUM SYNTHETIC ROPE

With its lightweight, yet extremely strong, design and superior flexibility, this 15.2 m long synthetic rope is easy to handle and can stand up to any tough job.

### WIRELESS REMOTE



This convenient remote operates your Polaris winch wirelessly from within 15.2 m of the vehicle. Operate your winch safely outside your vehicle while on the job site or trails.

## MODEL

**XP 1000/CREW XP 1000 '18-26**

**1000/CREW 1000 '20-26**

**XP KINETIC '23-24**

**DIESEL '20-26**

NON EPS RANGER 1000 REQUIRES FRONT BUMPER

**SP 570/CREW SP 570 '22-26**

2-SEAT & CREW MODELS REQUIRE CABLES: 2889185



## TOP-OF-THE-LINE FEATURES

BEST FOR PLOWING, HEAVY-DUTY OUTDOOR CHORES & TRAIL RIDING



## BUILT FOR THE OFF-ROAD

BEST FOR THE CASUAL OFF-ROAD RIDER

**PRO** SERIES



NOT AVAILABLE

### ADD AUTO STOP TECHNOLOGY

**2889690**

WORKS WITH KITS 2889695  
SYNTHETIC ROPE REQUIRED



**2881693**

WORKS WITH 2885095 & 2881669  
SYNTHETIC ROPE REQUIRED

**AUTO STOP UPGRADE  
+ WIRELESS REMOTE**

**2890991**

WORKS WITH 2889275  
SYNTHETIC ROPE REQUIRED

### ADD SYNTHETIC ROPE

**2879187**



**2878888**

### ADD WIRELESS REMOTE

**TOP SELLER 2883455**

ONLY WORKS WITH 2889695



**2879316**

WORKS WITH 2885095 & 2881669

**AUTO STOP UPGRADE  
+ WIRELESS REMOTE**

**2890991**

ONLY WORKS WITH 2889275  
SYNTHETIC ROPE REQUIRED

**2,722 KG**

**2889693**

**2,041 KG**

**TOP SELLER  
2889694**

**2885096**

**2,041 KG**

**TOP SELLER  
2889695  
High-Mounted  
2889272**

**1,588 KG**

**TOP SELLER  
2885095**

# PLOWS

## HYDRAULIC CONTROL FOR EXTREME SNOW REMOVAL

A robust frame and tough blades, combined with a convenient hydraulic angle system, allow your plow to move serious snow while you remain comfortable. Thanks to Lock & Ride technology, the Pro Series comes standard with a convenient kickstand attachment to the plow frame, giving you the easiest attachment.

### 1000 / XP 1000 / XP KINETIC / DIESEL

Choose a Pro Series Plow System, designed to help you get the most out of your RANGER during snowy months. Select a system based on your plowing needs with premium add-ons including a hydraulic lift system or additional plow accessories.

#### PRO SERIES PLOW SYSTEM WITH HYDRAULICS

System includes:

- Frame (2889308)
- 183 cm Steel Blade (2890334)
- Hydraulic Angle (2889029)
- Hydraulic Controller (2883247)
- Plow Markers (2872726)

» 673880003

XP 1000 '18-26, CREW XP 1000 '19-26, CREW 1000 '20-26, 1000 '20-26, XP KINETIC '23-24, DIESEL '20-26

REQUIRES LIFT METHOD: SEE WINCHES

#### PRO SERIES PLOW SYSTEM

System includes:

- Frame (2889308)
- 183 cm Steel Blade (2890334)

» 673880004

XP 1000 '18-26, CREW XP 1000 '19-26, CREW 1000 '20-26, 1000 '20-26, XP KINETIC '23-24, DIESEL '20-26

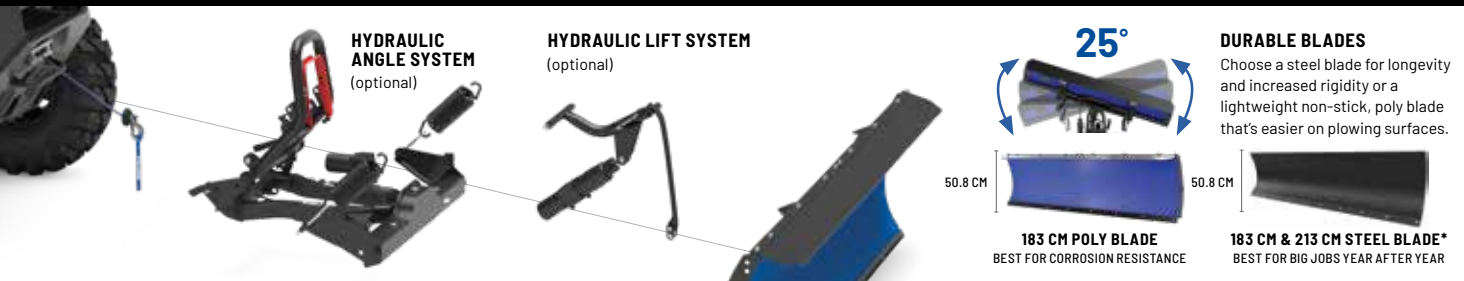
REQUIRES LIFT METHOD: SEE WINCHES

### 1000 / XP 1000 / XP KINETIC / DIESEL

183 cm or  
213 cm blades\*

Choice of poly  
or steel\*

Hydraulic lift &  
angle system option



BUILD YOUR PLOW SYSTEM	STEP 1 SELECT A FRAME	STEP 2 SELECT FRAME OPTIONS	STEP 3 SELECT PLOW CONTROL	STEP 4 SELECT A BLADE
MODELS	FRAME	FRAME OPTIONS	HYDRAULICS	WINCHES
<b>XP 1000 '18-25</b> <b>CREW XP 1000 '19-25</b> <b>1000 '20-25</b> <b>CREW 1000 '20-25</b> <b>XP KINETIC '23-24</b> <b>DIESEL '20-25</b>	<b>TOP SELLER</b> <b>Frame</b> <b>2889308</b> MOUNT NOT REQUIRED, INTEGRATED INTO FACTORY BUMPER	<b>Track Extension</b> 2879871 <b>Replacement T Shear Pin</b> 2204829 <b>Pro Series Kickstand System</b> 2207382	<b>Pro Series Hydraulic Lift System</b> 2889058 <b>TOP SELLER</b> <b>Pro Series Plow Hydraulic Angle System</b> 2889029 <b>TOP SELLER</b> <b>Power Controller</b> 2883247 REQUIRED FOR HYDRAULIC COMPONENTS	<b>Pro Series 2,722 kg Winch</b> 2889693 <b>TOP SELLER</b> <b>Pro Series 2,041 kg Winch</b> 2889694 <b>Power Controller Winch Adapter</b> 2884159
<b>XP 1000 '26</b> <b>CREW XP 1000 '26</b> <b>1000 '26</b> <b>CREW 1000 '26</b> <b>DIESEL '26</b>	<b>TOP SELLER</b> <b>Frame</b> <b>2891551</b> MOUNT INCLUDED			<b>183 cm Poly</b> 2879317 <b>TOP SELLER</b> <b>183 cm Steel</b> 2890334

\* 183 cm Blade only available in steel.

## PLOW ACCESSORIES

#### PLOW BLADE SNOW DEFLECTOR

- » 183 CM • 2858541
- » 168 CM • 2879866
- » 152 CM • 2871808

#### HEAVY-DUTY SNOW PLOW DEFLECTOR

- » 183 CM • 2884160
  - » 152 CM • 2889749
- XD 1500 '24-26,  
CREW XD 1500 '24-26  
REQUIRES 152 CM STEEL BLADE  
(2889111), SOLD SEPARATELY

#### QUICK RELEASE SKID SHOES

- Helps prevent blade wear
  - Hardened steel for industrial strength
- » 2205223

#### COIL SPRING SPACER

- Keep the front end of the vehicle up and improve ride quality when using a plow on strut or A-Arm vehicles
- » 2872655

#### PRO SERIES 15.3 CM PLOW EXTENSIONS

- 15.3 cm steel plow extensions that attach to the side of 168 cm and 183 cm Pro Series plows
- » 2889328

## SP 570

PRO SERIES PLOW SYSTEM  
WITH HYDRAULICS

System includes:

- Quick Release Hook (2889577)
- Frame (2880260)
- 183 cm Steel Blade (2890335)
- Hydraulic Angle (2889032)
- Hydraulic Controller (2889162)
- Plow Markers (2872726)

» 673880006

SP 570 '22-26 & CREW SP 570 '22-26  
REQUIRES LIFT METHOD: SEE WINCHES

PRO SERIES PLOW SYSTEM  
(NON BASE MODELS)

System includes:

- Quick Release Hook (2889577)
- Frame (2880260)
- 183 cm Steel Blade (2890335)

» 673880007

SP 570 '22-26 & CREW SP 570 '22-26  
REQUIRES LIFT METHOD:  
SEE WINCHES AND HYDRAULIC LIFT OPTION

## PLOW SYSTEM

System includes:

- Frame (2889307)
- 168 cm Steel Blade (2890336)

» 673880009

SP 570 '22-26 & CREW SP 570 '22-26  
REQUIRES LIFT METHOD: SEE WINCHES

## CHOOSE A PLOW SYSTEM

SP 570 / 570 / 500 / 570 FULL-SIZE

183 cm or  
168 cm bladesChoice of  
poly or steelHydraulic angle  
system option

BUILD YOUR PLOW SYSTEM	STEP 1 SELECT A MOUNT	STEP 2 SELECT A FRAME	STEP 3 SELECT PLOW CONTROL		STEP 4 SELECT A BLADE
MODELS	MOUNT	FRAME	HYDRAULICS	WINCH	BLADES
<b>570 FULL-SIZE</b> '16-26 <b>CREW 570 FULL-SIZE</b> '16-26 <b>500</b> '17-22 <b>570</b> '10-21 <b>CREW 570</b> '10-21 <b>LI-ION EV</b> '15-21 <b>EV</b> '15-21	<b>Pro Series Mount &amp; Quick Release Hook</b> 2880261	<b>TOP SELLER</b> <b>Pro Series Frame</b> 2880260	<b>Pro Series Plow Hydraulic Angle System</b> 2889032  <b>Pro Series Power Controller</b> 2879227  NO SHIFTER TO MOUNT CONTROLLER ON EV REQUIRED FOR HYDRAULIC COMPONENTS	<b>Pro Series 2,041 kg Winch</b> 2882238	<b>183 cm Steel</b> 2890335
<b>SP 570</b> '22-26 <b>CREW SP 570</b> '22-25 NORDIC PRO AND HUNTER MODELS	<b>TOP SELLER</b> <b>Quick Release Hook</b> 2889577  REQUIRED FOR ALL TRIMS MOUNT INTEGRATED INTO FRONT BUMPER	<b>Frame Extension</b> 2880267 FOR VEHICLES USING TRACK SYSTEM  <b>Replacement Shear Pin</b> 2205527	<b>Pro Series Plow Hydraulic Angle System</b> 2889032  <b>TOP SELLER</b> <b>Power Controller</b> 2889162  REQUIRED FOR HYDRAULIC COMPONENTS	<b>Pro Series 2,041 kg Winch</b> 2885096	<b>TOP SELLER</b> <b>168 cm Poly</b> 2880269  <b>168 cm Steel</b> 2890336
<b>SP 570</b> '22-26 <b>CREW SP 570</b> '22-26	<b>Mount</b> 2889195  <b>TOP SELLER</b> <b>Quick Release Hook</b> 2889577				

## BUILD A PLOW SYSTEM

## WEAR BARS

- Protect your plow blade and minimize wear on the actual blade
- » 183 CM STEEL • 2204976
- » 183 CM STEEL 2879875
- » 183 CM UHMWPE • 2890289
- » 168 CM STEEL • 2879867
- » 168 CM STEEL 2879868
- » 152 CM STEEL • 2877243
- » 168 CM UHMWPE • 2890290

## BACK DRAG BAR

- Has a hinged, rear facing cutting edge that improves back dragging performance and allows the bar to float when plowing forward to reduce wear and tear
  - » 183 CM • 2889329
  - » 152 CM • 2889747
- NOT COMPATIBLE WITH 16 CM BLADES

QUICK RELEASE  
SKID SHOES

- Helps prevent blade wear
  - Hardened steel for industrial strength
- » 2208864

## PLOW MARKER

- Helps driver monitor plow blade position
  - Sold in pairs
- » 2872726

## PLOW LINK

» 2204974

# PLOWS

## MAKE QUICK WORK OF THE SMALLER JOBS

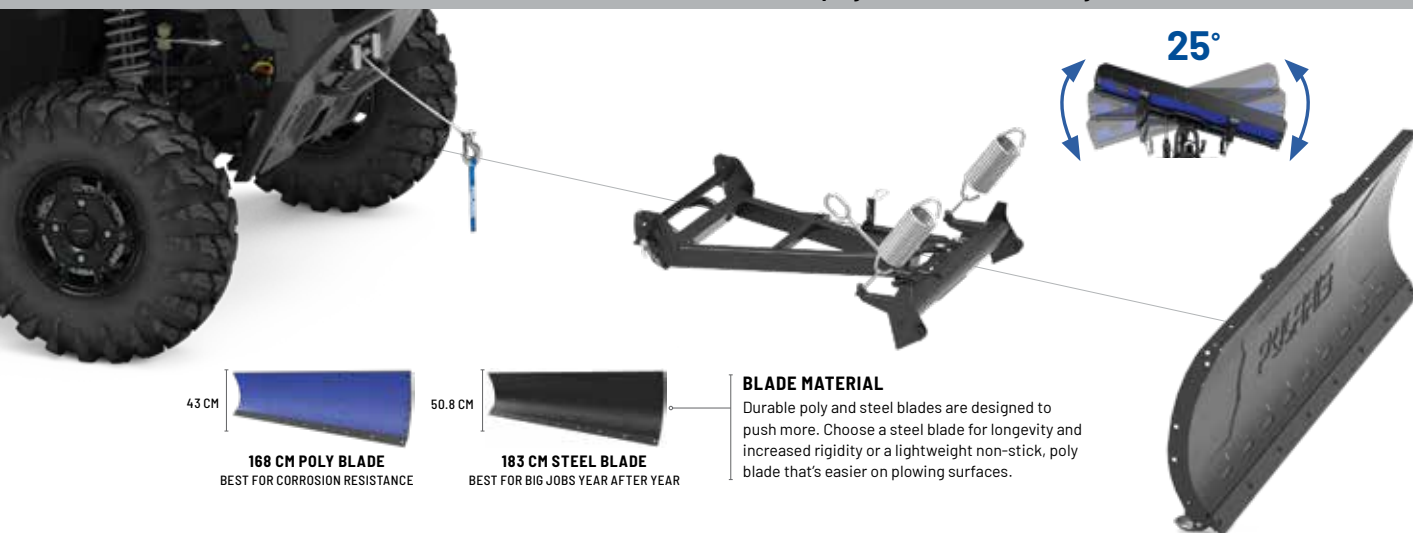
Move some snow with a sturdy and capable plow system, and discover why a major snowfall can be the highlight of your week. With a robust frame, beefy poly and steel blade options, convenient Lock & Ride mounting and dismounting and amazing value, this is a great choice in the dead of winter.

### 3-SEAT & CREW

183 cm or  
168 cm blades

Choice of  
poly or steel

Manual angle  
system standard



### BUILD A PLOW SYSTEM

BUILD A PLOW SYSTEM				
	STEP 1 SELECT A MOUNT	STEP 2 SELECT A FRAME	STEP 3 SELECT A LIFT METHOD	STEP 4 SELECT A BLADE
MODELS	MOUNT	FRAME	WINCHES	BLADES
<b>XP 1000</b> '18-26 <b>CREW XP 1000</b> '19-26 <b>1000</b> '20-26 <b>CREW 1000</b> '20-26 <b>XP KINETIC</b> '23-24 <b>DIESEL</b> '20-26  <small>NOT COMPATIBLE WITH 29" OR LARGER TIRES</small>	<b>Not Required</b> INTEGRATED INTO FACTORY BUMPER  <small>NON EPS RANGER 1000 REQUIRES FRONT BUMPER</small>	<b>Frame</b> 2889307  <b>Replacement Shear Pin</b> 2205527	<small>TOP SELLER</small> <b>2,041 kg Winch</b> 2889695	<b>183 cm Steel</b> 2890335  <b>168 cm Poly</b> 2880269  <small>TOP SELLER</small> <b>168 cm Steel</b> 2890336

### PLOW ACCESSORIES

#### WEAR BARS

- Protect your plow blade and minimize wear on the actual blade
- » 183 CM STEEL • 2204976
- » 183 CM STEEL 2879875
- » 168 CM STEEL • 2879867
- » 168 CM STEEL 2879868
- » 152 CM STEEL • 2877243

#### PLOW BLADE SNOW DEFLECTOR

- » 183 CM • 2858541
- » 168 CM • 2879866
- » 152 CM • 2871808

#### HEAVY-DUTY SNOW PLOW DEFLECTOR

- » 183 CM • 2884160

#### QUICK RELEASE SKID SHOES

- Helps prevent blade wear
- Hardened steel for industrial strength
- » 2208864

## 2-SEAT &amp; CREW 570 FULL-SIZE &amp; CREW

168 cm  
bladesChoice of  
poly or steel

## BUILD A PLOW SYSTEM

BUILD A PLOW SYSTEM				
STEP 1 SELECT A MOUNT		STEP 2 SELECT A FRAME	STEP 3 SELECT A LIFT METHOD	STEP 4 SELECT A BLADE
MODELS	MOUNT	FRAME	WINCHES	BLADES
<b>570 FULL-SIZE</b> '16-26 <b>CREW 570 FULL-SIZE</b> '16-26 <b>500/ETX</b> '10-22 <b>570</b> '10-21 <b>CREW 570</b> '10-21 <b>LI-ION EV</b> '15-21 <b>EV</b> '15-21	<b>Mount</b> 2879105	<b>Frame</b> 2889307	<b>TOP SELLER</b> <b>1,588 kg Winch</b> 2881669	<b>168 cm Poly</b> 2880269
<b>SP 570</b> '22-26 <b>CREW SP 570</b> '22-26	<b>Mount</b> 2889195 <small>NOT REQUIRED ON NORDIC PRO, PREMIUM AND NORTHSTAR EDITION MODELS</small>	<b>Replacement Shear Pin</b> 2205527	<b>Pro Series</b> <b>2,041 kg Winch</b> 2885096	<b>TOP SELLER</b> <b>168 cm Steel</b> 2890336

## COIL SPRING SPACER

- Keep the front end of the vehicle up and improve ride quality when using a plow on strut or A-Arm vehicles

» 2872655

## QUICK RELEASE SKID SHOES

- Helps prevent blade wear
- Hardened steel for industrial strength

» 2208864

## PLOW MARKER

- Helps driver monitor plow blade position
- Sold in pairs

» 2872726

## PLOW LINK

» 2204974



# RIGID

## POLARIS PARTNER ADVANTAGES

**MOUNTS PERFECTLY**  
Designed for your Polaris Engineered bumper, roof or other mounting point

### ADVANCED TECH

RIGID lights are driven by Aluminum PCB Smart Boards, 6063-T5 aircraft aluminum extruded housings and Tiger Drylac UV protection polyester powdercoating.

### EXCLUSIVE OPTICS

RIGID lights feature impact-resistant polycarbonate lenses for a 100% water/dustproof seal.



LIGHT BAR TYPES



### SR-SERIES PRO

Sleek, powerful, low-profile (under 5 cm tall).  
Lights extreme distances with low energy usage.

Available in 25 cm, 81 cm & 127 cm



### D-SERIES PRO

Compact to fit almost anywhere with high output and low energy usage.

Available in Driving, Flood & Spot

## OPTICS

### DRIVING

### FLOOD

### SPOT

LIGHT BAR OPTIONS

1,200 m  
960 m  
720 m  
480 m  
240 m

### BRAND SIZE TYPE

### RIGID POD D-SERIES

RAW LUMENS 4,752  
PN 2883128\*  
Comes in a pair

### RIGID 25 CM SR-SERIES

RAW LUMENS 7,920  
Universal mounting only

### RIGID POD D-SERIES

RAW LUMENS 3,168  
PN 2883126\*  
Comes in a pair

### RIGID 25 CM SR-SERIES

RAW LUMENS 7,920  
Universal mounting only

### RIGID POD D-SERIES

RAW LUMENS 3,168  
PN 2883127\*  
Comes in a pair

### PRO ARMOR 27.9 CM SINGLE-ROW

RAW LUMENS 2,450  
PN 2889788 (White)  
PN 2889789 (Yellow)  
Universal mounting only

### PRO ARMOR 27.9 CM DUAL-ROW

RAW LUMENS 4,900  
PN 2889786 (White)  
PN 2889787 (Yellow)  
Universal mounting only

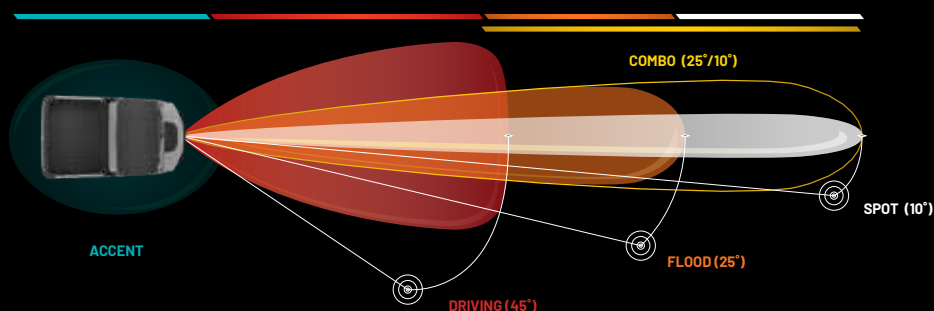
### PRO ARMOR CUBE DUAL-ROW

RAW LUMENS 1,500  
PN 2889794 (White)  
PN 2889795 (Yellow)

## BUILD YOUR VISION

Consider the optics, angle and how you will use your vehicle to choose the right light or set of lights.

OPTICS LIGHT ANGLE	ACCENT	DRIVING (45°)	FLOOD (25°)	SPOT (10°)	COMBO (25°/10°)
DRIVING SPEED	All	Slow to medium	Slow to medium	High	All
BEAM	Diffused glow	Extra-wide	Wide/shorter	Concentrated/long	Inner spot & outer flood
RECOMMENDED MOUNTING	Low/wheel well	All points	Low/rear	High points	All points
TERRAIN & RIDING STYLE	Added style & personalization in any terrain	All riding & utility	Wide-open terrain or trails & utility	Trail & tight conditions	All riding & utility



## MAX PERFORMANCE

Validated to work as hard as your machine does

## DOESN'T OVERTAX

Trust it to work when you need it to

# PRO ARMOR®



## RUGGED CONSTRUCTION

Pro Armor lights are designed to be big and beefy with an aggressive style all their own, and housed in IP67 marine-grade rated UV polyester powdercoating.

## MASSIVELY BRIGHT

Pro Armor builds bright lights designed for any riding experience. All that power is directed through heat dissipating aluminum for streamlined heat management.



### DUAL-ROW LED

The most spread and farthest illumination downrange. Easy to mount.

Available in 27.9 cm & 78.7 cm



### SINGLE-ROW LED

Powerful, compact, low-profile light bars with sleek look.

Available in 27.9 cm, 50.8 cm, 84 cm & 102 cm



### CUBE LED

Small size allows mounting in strategic locations for added lighting.

Available in Spot

## COMBO

## OPTICS



1,200 m  
960 m  
720 m  
480 m  
240 m

### RIGID 127 CM

RDS SR-SERIES

22,660

2891803

### RIGID 81 CM

SR-SERIES

20,064

2884299\*

### RIGID 25 CM

SR-SERIES

7,920

2883123\*

### PRO ARMOR 102 CM

SINGLE-ROW

7,600

2889793

### PRO ARMOR 84 CM

SINGLE-ROW

7,500

2889791

### PRO ARMOR 78.7 CM

DUAL-ROW

13,500

2889790

### PRO ARMOR 50.8 CM

SINGLE-ROW

4,700

2889792

### BRAND SIZE

TYPE

RAW LUMENS

PN

Universal mounting only

\*NOT AVAILABLE IN EUROPE

## ADD A HARNESS TO MOUNT YOUR LIGHTS

### LIGHT BAR SET-UPS

MODELS	1 LIGHT IN 1 LOCATION ON 1 SWITCH	2 LIGHTS IN 2 LOCATIONS ON 1 SWITCH
EV '15-21 CREW 570-4 '15-21 570 '15-21 500 '17-22	<b>TOP SELLER</b> <b>LIGHT BAR HARNESS</b> <b>2882209</b>  <b>UPPER SWITCH PANEL LIGHT BAR HARNESS*</b> <b>2889675</b>  <b>⚠ REQUIRES BATTERY CONNECTION CABLE</b>	<b>TOP SELLER</b> <b>LIGHT BAR HARNESS</b> <b>2882209</b>  <b>Y-HARNESS</b> <b>2879860</b>  <b>⚠ REQUIRES BATTERY CONNECTION CABLE</b>
SP 570 '22-26 NON-PREMIUM AND NON-NORTHSTAR MODELS REQUIRE BATTERY CONNECTION CABLE	SEE P. 72 FOR  WIRING CONNECTIONS	
XP 1000 '18-26 CREW XP 1000 '19-26 1000 '20-26 CREW 1000 '20-26 XP KINETIC '23-24		

## ⚠ BATTERY CONNECTION CABLES

### 3-SEAT & CREW

» 3-SEAT • 2879388

XP 1000 '17-26

» CREW • 2879685

CREW XP 1000 '17-26

### 2-SEAT & CREW

» **TOP SELLER** 2-SEAT • 2879990

EV '15-21, 570 '15-21, 500 '17-22

» CREW • 2880929

CREW 570-4 '15-21

» 570 • 2881684

EV '15-21, 570 '15-21, 500 '17-22

» SP 570 • 2889185

SP 570 SPORT '22-26, CREW SP 570 SPORT '22-26

## 1 LED LIGHT BAR WIRING HARNESS - REAR FACING CREW EXTENSION

• For installing rear facing light on Crew models

» 2883854

CREW XP 1000 '19-26, CREW 1000 '20-26

TO BE USED WITH LIGHT BAR HARNESS (2889675)

## LIGHT BAR MOUNT

- Optional cast mount for added style
  - Compatible with all Pro Armor light bars
- » 2890053

## **NEW** RIGID® RDS SR-SERIES 50" CURVED SINGLE-ROW LIGHT BAR MOUNT KIT

» 2891642

XD 1500 '24-26, CREW XD 1500 '24-26

ADD ADDITIONAL EXTERNAL LIGHTING P. 24

COMMON ACCESSORIES

WINCHES

PLOWS

LIGHTING

CONNECTED TECHNOLOGY

ELECTRICAL ACCESSORIES

TRACKS

HUNT

COOLERS

WHEELS & TIRES & TRAILERING

# CONNECTED TECHNOLOGY

SMART TECH TO  
OUTSMART THE UNEXPECTED



## POLARIS RIDECOMMAND

### PLAN YOUR RIDE

Figure out your route ahead of time, so you can spend more time doing and less time planning. With Snap-to-Trail technology and property lines, you can check that you're in the right area.

### TUNE IN TO YOUR SURROUNDINGS

Integrated rear cameras and Game Camera Viewer allows you to have a more comprehensive view of your surroundings so you can check out what is happening on your land.

### WORK SMARTER

Plow Mode automatically raises and lowers the plow depending on the gear you're in so that you can get your work done quicker.

### DISCOVER NEW TRAILS

With over 1,300,000 miles of trails available offline, you'll have the confidence to ride anywhere, whether you have cellular coverage or not.



AVAILABLE ON SELECT MODELS & AS AN ACCESSORY

## 7" DISPLAY POWERED BY RIDE COMMAND

Bright, 7" touchscreen visible in all conditions.

### Personalized Audio Experience

Seamlessly pair to your display via Bluetooth to wirelessly stream music and stay connected with call and text alerts.

### Configurable Gauges

Customize your ride experience with elevation, travel direction, fuel level and more to create relevant screens for you.

#### » 2884072

XP1000 ABS TRACTOR '25-26, XP 1000 '19-24, CREW XP 1000 '19-24, CREW 1000 '20-26, 1000 '20-26, DIESEL '20-26, SP 570 '22-26, CREW SP 570 '22-26

SPEAKERS NOT INCLUDED, MUST CHOOSE AUDIO PACKAGE FOR AUDIO OUTPUT

#### » 2890898

XP 1000 NON-ABS '25-26, CREW XP 1000 '25-26, XP KINETIC '23-24

SPEAKERS NOT INCLUDED, MUST CHOOSE AUDIO PACKAGE FOR AUDIO OUTPUT

## 7" DISPLAY MOUNT KIT

- Necessary mount for 7" Display Powered by RIDE COMMAND
- Seamless fit and finish
- Includes necessary wiring harness and reverse camera kits

#### » 2890287

XP 1000 '25-26, CREW XP 1000 '25-26

#### » 2890286

CREW 1000 '25-26, 1000 '25, DIESEL '25-26

#### » 2889310

XP KINETIC '23-24

#### » 2889163

SP 570 '22-26

## CAMERA KITS

### » FRONT • 2889662


XP KINETIC '23-24, SEE FULL DETAILS ON P. 37

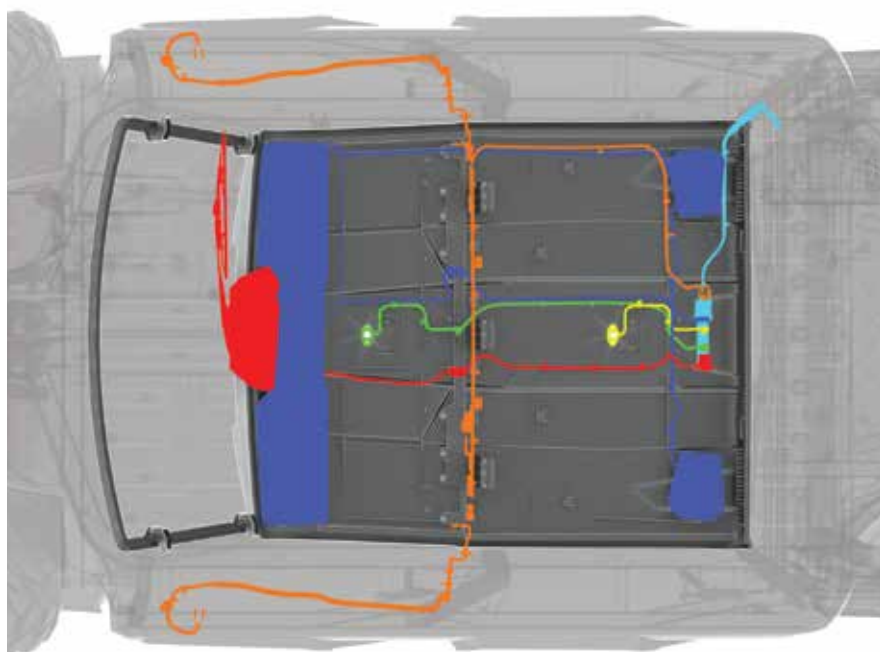
# ELECTRICAL ACCESSORIES



## ADD ELECTRICAL SYSTEM ACCESSORIES IN 4 EASY STEPS

Polaris PULSE is a revolutionary way to provide additional power locations on your vehicle, and makes adding electrical accessories a snap. Electrical accessories are easier to install, with designated routing areas and plug and play connections.

Look for  to identify Polaris PULSE ready accessories.



CREW XP 1000 POLARIS PULSE WIRING SHOWN



## STEP 1

CHOOSE A POLARIS PULSE READY ROOF	1000 XP 1000 XP KINETIC	CREW 1000 XP 1000	SP 570	CREW SP 570
Premium Roof - Poly - Polaris Pursuit Camo	2882913	N/A	N/A	
Premium Roof - Poly - Black	2882912	N/A	N/A	
Sport Roof - Poly - Black	2890684	2890333	2885077	2885078

## STEP 2

ADD THE POLARIS PULSE ROOF 6	1000 XP 1000 XP KINETIC	CREW 1000 XP 1000	SP 570	CREW SP 570
Polaris PULSE Roof 6	2882904			
Polaris PULSE Wiring Harness - Crew Extension	N/A		2889185	

## STEP 3 ADD ACCESSORIES\*

POWER WINDOW DOORS	1000 XP 1000 XP KINETIC	CREW 1000 XP 1000	SP 570	CREW SP 570
Polaris PULSE Wiring Harness - Crew Extension	N/A	2883231	N/A	

WINDSHIELD WIPER & WASHER SYSTEM	1000 XP 1000 XP KINETIC	CREW 1000 XP 1000	SP 570	CREW SP 570
Windshield Wiper & Washer System	2883974		2885083	
Polaris PULSE Wiring Harness - Crew Extension	N/A	2883231	2889185	

WORK LIGHT	1000 XP 1000 XP KINETIC	CREW 1000 XP 1000	SP 570	CREW SP 570
Rear LED Work Light	2889672			
Reverse Light Harness	2889679		N/A	
Polaris PULSE Wiring Harness - Crew Extension	N/A	2883231	2889185	

AUDIO: DASH RADIO & VISOR SPEAKERS	1000 XP 1000 XP KINETIC	CREW 1000 XP 1000	SP 570	CREW SP 570
JBL® Dash Audio Kit	N/A		2885081	
Polaris PULSE Wiring Harness - Crew Extension	N/A	2883231	2889185	

AUDIO: VISOR AUDIO + REAR SPEAKERS	1000 XP 1000 XP KINETIC	CREW 1000 XP 1000	SP 570	CREW SP 570
JBL® Trail Pro 4200 Audio Upgrade Kit	N/A		N/A	
Polaris PULSE Wiring Harness - Crew Extension	N/A	2883231	N/A	

\*Add accessories to models without 7" Display Powered by RIDE COMMAND

## STEP 4 FINISHING TOUCH

CONCEAL WIRING FOR A FINISHED, COMFORTABLE LOOK	1000 XP 1000 XP KINETIC	CREW 1000 XP 1000	SP 570	CREW SP 570
Premium Roof Liner	2890526	2890527	2885093	2885094

# ELECTRICAL ACCESSORIES



**THE FOLLOWING ACCESSORIES EASILY PLUG INTO THE FACTORY INSTALLED POLARIS PULSE UNDER THE HOOD:**

	1000 / XP 1000 / XP KINETIC / DIESEL	SP 570
Heater & Defrost System	P. 22 / 37	P. 52
Horn	P. 24	P. 52
Plow Controller	P. 25	P. 53
Audio System	P. 28	P. 53
Light Bars	P. 68	P. 68



## POLARIS PULSE UNDERHOOD BUS BAR - 6 POSITION

- If upgrading to more than three accessories attaching to the underhood PULSE location, replace 3-Position Bus Bar with the Polaris PULSE Underhood Bus Bar - 6 Position

» **2884183** 1000 ONLY  
CREW 1000 '20-26, 1000 '20-26

## POLARIS FRONT PULSE BAR AND HARNESS

- This kit is required to install any electrical accessories on a base RANGER SP 570

» **2889185**  
SP 570 '22-26

## POLARIS PULSE BATTERY TENDER ADAPTER

- Connects your trickle charger to your vehicle

» **2884297**  
XP 1000 '18-26, CREW XP 1000 '19-26, CREW 1000 '20-26, 1000 '20-26, SP 570 '22-26, CREW SP 570 '22-26, XP KINETIC '23-24, DIESEL '20-26

## REVERSE LIGHT HARNESS

- Activates rear lights when your RANGER is shifted into reverse

» **2889679**  
XP 1000 '17-26, CREW XP 1000 '18-26, CREW 1000 '20-26, 1000 '20-26, XP KINETIC '23-24



## EASILY ADD LIGHTING

With Polaris PULSE it's easy to add RIGID® and Pro Armor lighting to your RANGER. All LED Light bars listed on pages 68-69 are Polaris PULSE ready, making installation that much easier.

### POLARIS PULSE LIGHT BAR WIRING LOCATIONS

Front Bumper                      Roof - Front Mounted  
Roof - Rear Mounted              CREW Roof - Rear Mounted\*

\*Requires Extension

1000 / XP 1000 / XP KINETIC / DIESEL	SP 570
<b>1 LIGHT WITH 1 SWITCH</b>	
<b>TOP SELLER</b> Polaris PULSE Wiring Harness - 1 LED Light Bar 2883230 Upper Switch Panel Light Bar Harness** 2889675 Reverse Light Harness 2889679	Polaris PULSE Wiring Harness - 1 LED Light Bar 2889161
<b>2 LIGHTS WITH 1 SWITCH</b>	
<b>TOP SELLER</b> Polaris PULSE Wiring Harness - 1 LED Light Bar 2883230 Y-Harness 2879860	N/A
<b>2 LIGHTS WITH 2 SWITCHES</b>	
<b>TOP SELLER</b> Polaris PULSE Wiring Harness - 1 LED Light Bar (x2) 2883230	Polaris PULSE Wiring Harness - 1 LED Light Bar (x2) 2889161
<b>EXTENSIONS FOR CREW</b>	
Polaris PULSE Wiring Harness - 1 LED Light Bar - Crew Extension 2883231 Upper Switch Panel Light Bar Harness - Extension** 2890067	N/A

\*\*Check with your local dealer for availability.

# TRACKS



## PROSPECTOR PRO TRACK MOUNT KIT

- Install this track system mounting hardware in place of tires and wheels. Tracks sold separately.

### » 2889425

XP 1000 '21-26 (NO ABS), CREW XP 1000 '21-26, CREW 1000 '20-26, 1000 '21-26. FITS MODELS WITH NON-HIGH CLEARANCE A-ARMS

### » 2889426

XP 1000 '21-26 (NO ABS), CREW XP 1000 '21-26. FITS MODELS WITH HIGH CLEARANCE A-ARMS

### » 2882783

XP 1000 '21-26 (ABS), XP 1000 '18-21, CREW XP 1000 '19-21, CREW 1000 '20-21, 1000 '20-21

### » 2880071

CREW 570-4 '15-21, 570 '14-21, 500 '17-22

### » 2889196

SP 570 '22-26. REQUIRES PROSPECTOR PRO TRACK (2880758), SOLD SEPARATELY

## PROSPECTOR PRO 2.0 TRACK

### » 2890034

XP 1000 '18-26, CREW XP 1000 '18-26, CREW 1000 '20-26, 1000 '20-26

### » 2889487

SP 570 '22-26, CREW SP 570 '22-26


## PROSPECTOR PRO TRACK

### » 2880758

570 '14-21 WITH EPS, CREW 570 '14-21 WITH EPS

### » 2880757

CREW 570-4 '14-21, 570 '14-21, 500 '17-22



### 1 INDUSTRY-FIRST FLEX-TRACK DESIGN

Front-mounted tracks with flexible sides and a slight inward curve allow for stable handling, a more comfortable ride and precise steering over long-distances or extended working hours.

### 2 HIGH-DENSITY TIRE WITH ADJUSTED SHAPE

With puncture-proof tires that reduce friction and wear, the Prospector Pro 2.0 Tracks delivers trouble-free performance.

Confidently take on bumps and obstacles with 8" high-density tracks.

### 3 LIGHTWEIGHT POWDER COAT STEEL FRAME

Proven geometry to improve durability and deliver capability in all conditions throughout the life of the tracks.

A lighter frame provides more flotation to stay on top of the snow and allows the tracks to easily shed the elements they encounter.

### 4 TANDEM STABILIZER

The bolt-on, tandem mid-roller wheel provides a smoother ride by absorbing shocks.

### 5 BEARING HOUSING

Outer seals and stainless steel sleeves allow stronger bearing durability and greater reliability.

### 6 WHEEL CAP & SEAL

A fitted wheel cap with bladder effect eliminates water absorption due to temperature variation. Ride in snow or mud without worrying about track maintenance.

If using plow system with tracks, Track Plow Extension is required (2889267)

For year-round use, Polaris recommends the use of Intake Update Kit (2880673) on any RANGER XP 1000 '17, RANGER XP 1000 CREW '14-18 with tracks installed. To keep intake system working optimally, this kit pre-filters out fine snow and dust.

# HUNT



## KOLPIN<sup>®</sup> OUTDOORS

# PROTECTING YOUR ESSENTIAL GEAR SINCE 1943

## KOLPIN STRONGHOLD SYSTEM

Polaris is proud to partner with Kolpin Outdoors, an industry leader in off-road accessories and the premier name in gun boots and mounts. If you need to secure a firearm while riding, simply attach the auto-latch mount and choose your Gun Boot.

**IDEAL FOR SECURE TRANSPORT OF SCOPED RIFLES AND SHOTGUNS.**

### STEP 1 CHOOSE YOUR MOUNT



#### **KOLPIN STRONGHOLD AUTO-LATCH DOUBLE BOOT MOUNT**

- Precision angle adjustable for a custom fit
- Provides a quick and secure attachment point

» **DOUBLE BOOT MOUNT • 2883970**

» **SINGLE BOOT MOUNT • 2884106** TOP SELLER



#### **RHINO-RACK - GUN BOOT MOUNT**

- Bracket used to mount Kolpin Stronghold Gun Boots to Rhino-Rack systems when paired with Auto-Latch Mount (2884106), sold separately

» **2889327**

XP 1000 '18-26, CREW XP 1000 '19-26, CREW 1000 '20-26, 1000 '20-26, XD 1500 '24-26, CREW XD 1500 '24-26

REQUIRES AUTO-LATCH MOUNT 2884106 TO MOUNT TO VEHICLE  
SEE P. 30 FOR MORE RHINO-RACK PRODUCTS

### STEP 2 CHOOSE YOUR BOOTS



TOP SELLER

#### **KOLPIN STRONGHOLD GUN BOOT XL**

- Lockable and TSA approved
- Includes padded, zippered internal protective liner
- 132 cm L x 9.5 cm W x 26.7 cm H

» **2882036**

REQUIRES AUTO-LATCH MOUNT 2883970 OR 2884106 TO MOUNT TO VEHICLE

#### **KOLPIN STRONGHOLD GUN BOOT L**

- 132 cm L x 12 cm W x 23.5 cm H

» **2882426**

REQUIRES AUTO-LATCH MOUNT 2883970 OR 2884106 TO MOUNT TO VEHICLE

#### **KOLPIN GUN RACK 6**

- Adjustable to store guns at an angle or vertical (shown at angle)
- Holds six rifles or shotguns securely with soft rubber v-grips
- Stock is secured in place with a soft molded rubber inlay along the bottom of the rack
- Rack can be adjusted into three positions based on firearm height

» **2882159**

XP 1000 '17-26, CREW XP 1000 '18-26, CREW 1000 '20-26, 1000 '20-26, XD 1500 '24-26, CREW XD 1500 '24-26





**ADD A REAR WINCH SO  
YOUR RANGER WORKS  
HARDER THAN YOU DO**

**RANGER 1000 / XP 1000 P. 33  
RANGER SP 570 P. 54**

## IN-CAB GUN MOUNT

- Gives you instant gun access in the field
- Mounts securely to the floor and adjusts up to 45° forward
- Robust, molded gun butt holder at base
- Quick-release barrel straps
- Easily removable
- Accommodates scope-equipped rifles

» 2883263

XP 1000 '18-26, CREW XP 1000 '19-26, CREW 1000 '20-26, 1000 '20-26, XD 1500 '24-26, CREW XD 1500 '24-26  
NORTHSTAR EDITION REQUIRES 2208023 HWD KIT TO INSTALL ON THE 2019 AND NEWER MODELS



## POLARIS PURSUIT CAMO SxS FIELD COVER

- Full-coverage camo print cover hides your side-by-side while in the field
- Lightweight material protects your RANGER from inclement weather

» 2882160

XP 1000 '18-26, EV '15-21, 570 '11-26, SP 570 '22-26, 500 '17-22, 1000 '20-26, XD 1500 '24-26



## KOLPIN RHINO GRIPS

**IDEAL FOR CARRYING RIFLES,  
SHOTGUNS, BOWS AND CROSSBOWS**

### LR LR MAX RHINO GRIP PRO

» 2884107

» REPLACEMENT RUBBER  
STRAPS (2) • 2884109

ALL RANGER MODELS (EXCEPT 150 EFI)



### TOP SELLER LR LR MAX RATCHETING RHINO GRIP

» 2881575

ALL RANGER MODELS (EXCEPT 150 EFI)



### LR LR MAX RHINO GRIP XLR

» 2889165

» REPLACEMENT RUBBER  
STRAPS (2) • 2889204

ALL RANGER MODELS (EXCEPT 150 EFI)




### LR LR MAX RHINO GRIP XLR - DOUBLES

» 2889166

» REPLACEMENT RUBBER  
STRAPS (2) • 2889204

ALL RANGER MODELS (EXCEPT 150 EFI)



All Kolpin Rhino Grips are Lock & Ride and Lock & Ride MAX compatible and come with required mounting hardware.

# COOLERS

MADE FOR RIDERS.  
BUILT FOR LIFE.

28, 57 & 99  
LITER FEATURES



Comfort Carry  
Handles



TravelLock  
System



EasyOut  
Drain System



NoSlip  
Rubber Feet



PolarWall  
Insulation



IceLock  
Seal

POLARIS NORTHSTAR COOLERS CAN SURVIVE JUST ABOUT ANYTHING -  
FROM EXTREME HEAT TO A NASTY TUMBLE OFF A VEHICLE.



## 99 LITER

SAGEBRUSH GREEN • 2890707  
GRAPHITE • 2883426

### ACCESSORIES

WIRE BASKET • 2883648  
DIVIDER (1) • 2883468  
WHEELS • 2883967

Divider



1 way to partition



## 57 LITER

SAGEBRUSH GREEN • 2890706  
GRAPHITE • 2883425

### ACCESSORIES

WIRE BASKET • 2882185  
DIVIDERS (2) • 2882184  
SEAT CUSHION • 2882179  
WHEELS • 2882180

Dividers



2 ways to partition



## 28 LITER

SAGEBRUSH GREEN • 2890705  
GRAPHITE • 2883424

### ACCESSORIES

WIRE BASKET • 2882438  
DIVIDER (1) • 2882186

Divider



1 way to partition



## 14 LITER

SAGEBRUSH GREEN • 2890704  
GRAPHITE • 2883968



19 LITER  
SOFT-SIDED COOLER  
GRAPHITE • 2889285

## ESSENTIAL ACCESSORIES SO YOUR COOLER WORKS AS HARD AS YOU DO

### WIRE BASKET



### DIVIDERS Doubles as cutting board




### SEAT CUSHION



### WHEELS



### QUICKSTRAP



2882187

ALL COOLERS AND POLARIS  
RANGER CARGO BOXES

# TRAILERS

## FOR THE FARM OR THE FORREST



### POLARIS LOG WAGON

- Versatile log trailer and helper in the woods, for ATVs and SxS.
- The trailer is adjustable in length depending on the length of the logs.
- Bogie trailer with tires that have good off-road properties.
- Galvanized frame for better resists.
- Aluminum flatbed with removable tailgate in front and rear.
- Crane for lifting logs. Can be used together with a winch

(Flatbed and Crane are sold separately)

» ATV1600

LENGTH	260 CM - 380 CM
WIDTH	120 CM
STACK HEIGHT	60 CM
WEIGHT	310 KG INK. CRANE
LOAD WEIGHT	1420 KG
TIRES	22X11-10
BALL COUPLING	50 MM

CRANE	WEIGHT	34 KG
» ATV1800	HEIGHT	140 CM
	LENGTH	180-230 CM
	LIFT CAPACITY	170 KG

### POLARIS ATV TRAILER

- Versatile ATV Trailer with tiltable flatbed and rotating Coupler. Galvanized steel.
  - Removable front and rear tailgate.
- » ATV1500

TIRES	22"
FLATBED SIZE	1500CM X 960CM X 465CM
LOAD WEIGHT	500 KG

### MESH CAGE

- Increase load volume with a mesh cage.
- » ATV1510 TRAILER MESH CAGE.

### COVER

- Cover to protect your trailer/ cargo
- » ATV1511 TRAILER COVER PCV



### FLATBED

» ATV1700

LOAD AREA	L200X B100 H60 CM
LOAD AREA INSIDE	100 X 194 CM
WEIGHT	56 KG

• Crane & flatbed sold separately.

# WHEELS & TIRES



**PRO ARMOR®**

## OFF-ROAD, IT'S ALL ABOUT FREEDOM & CREATING YOUR OWN PATH

As serious riders ourselves, we get it. And everything we design is to get (and keep) you going on the ride of a lifetime. We're for every style of rider looking to go beyond the expected with a ride that will make your story epic.





## WHY CHOOSE PRO ARMOR?

### SUPERIOR PERFORMANCE & DURABILITY

### LIFELONG PERFORMANCE

- Every tire is designed and constructed with **longevity** in mind
- **3,000+ mile rated** (4,828 kilometers)

### PREMIUM PROTECTION

- Pro Armor makes tires with **extra protection** exactly where it's needed most — the sidewall
- **Triple-belted sidewalls** keep your tires more resistant so you can keep going  
Many competitors only use double-belted sidewalls

### TOUGH TIRES

- Higher ply ratings mean added protection
- Pro Armor builds 8 or 10-ply rated tires for **higher puncture-resistance**



FOR OFF-ROAD USE ONLY. PLEASE CHECK FITMENT WITH YOUR DEALER.

# TIRES

Developed and tested with Polaris engineers, ensuring the perfect fit and optimal performance mile after mile.



14"  
WHEEL



12"  
14"  
WHEEL



12"  
WHEEL



14"  
WHEEL

## PRO ARMOR X TERRAIN

Handle anything the trail throws your way, with a durability-driven design that provides a comfortable and confident ride.

### Why Choose X Terrain?

Triple-belted sidewall resists puncture.

## PRO ARMOR PRESERVE

Turf-friendly for areas requiring low-impact from treads.

### Why Choose Preserve?

Perfect for locations where you don't want to risk damaging turf.

## PRO ARMOR XD-K

These heavy duty tires are one of the strongest we've ever built. Superior puncture resistance, ride quality and long life.

### Why Choose XD-K?

Triple-belted sidewall resists puncture.

## PRO ARMOR HD-K

One of the strongest Pro Armor tires. Ride through corn stalks, thorns, jagged rocks or whatever else comes your way.

### Why Choose HD-K?

Extremely strong tire for long life.





15"  
WHEEL



14"  
WHEEL



14"  
15"  
16"  
WHEEL

#### DUAL-DUROMETER

### PRO ARMOR ATTACK 2.0

All purpose tread pattern with a 10-ply radial construction provides excellent traction and increased durability.

#### Why Choose Attack 2.0?

Tighter lug spacing provides better traction in hard-pack & 10-ply construction provides long-lasting durability.

### PRO ARMOR ATTACK

Aggressive tread design provides traction in any environment.

#### Why Choose Attack?

Great all-season tire with wider lug spacing for grip in softer terrain.

#### DUAL-DUROMETER

### PRO ARMOR CRAWLER XG

Unmatched grip for rock crawling with a taller, softer lug.

#### Why Choose Crawler XG?

Perfect balance between high-speed performance, durability and flex for traction on slick rocks.



**PRO ARMOR TIRES HAVE BEEN DEVELOPED AND TESTED to ensure the perfect fit, superior durability and optimal performance, mile-after-mile. No matter where you ride - mud, dirt, sand or snow - we've got you covered.**

### KNOW YOUR TERRAIN



- Tread patterns optimized for extreme traction
- Ideal for both hard pack & loose trail



- Provides traction & durability
- Performs in hard sand, jagged rocks or any extreme terrain



- Flexible "grippy" tread
- Aggressive side bite



- Extra deep treads
- Self-cleaning lugs



- Triple-belted sidewalls to resist puncture
- Purpose-built, long lasting tread patterns



- Handles extreme cold
- Holds shape & provides traction

# WHEELS



BEADLOCK REQUIRED



BEADLOCK INCLUDED

15"

## 50-SERIES

### A 5201

WEIGHT: 7.8 KG	LOAD RATING: 590 KG	OFFSET: +4
MATTE BLACK	FRONT/REAR	15" x 7"
		1523184-458

### B 5202

WEIGHT: 8.1 KG	LOAD RATING: 590 KG	OFFSET: +4
ACCENT	FRONT/REAR	15" x 7"
		1523102-266
MATTE BLACK	FRONT/REAR	15" x 7"
		1523102-458

### C 5203 BEADLOCK

WEIGHT: 7.3 KG	LOAD RATING: 590 KG	OFFSET: +38
MATTE BLACK	FRONT/REAR	15" x 7"
		1522435-458


### D 5301 BEADLOCK

WEIGHT: 7.7 KG	LOAD RATING: 726 KG	OFFSET: +38
ACCENT	FRONT/REAR	15" x 7"
		1523282
MATTE BLACK	FRONT/REAR	15" x 7"
		1523266

⬭ LUG NUTS REQUIRED P. 87

## FORGED BEADLOCK RINGS

### ⬭ BEADLOCK REQUIRED



## 15" FORGED BEADLOCK RINGS

### A MACHINED 1522240-266

ONLY USED ON 5203 BEADLOCK  
SOLD INDIVIDUALLY

### B MATTE BLACK 1523147-458

ONLY USED ON 5301 BEADLOCK  
SOLD INDIVIDUALLY



INNER AND OUTER  
BEADLOCK INCLUDED

14"

## 40-SERIES

## I 4202

FRONT	WEIGHT: 5.8 KG	LOAD RATING: 408 KG	OFFSET: +4
REAR	WEIGHT: 6.1 KG	LOAD RATING: 590 KG	OFFSET: -9
ACCENT	FRONT	14" x 7"	1522544-266
	REAR	14" x 8"	1522545-266
MATTE BLACK	FRONT	14" x 7"	1522544-458
	REAR	14" x 8"	1522545-458

## J 4204

FRONT	WEIGHT: 5.9 KG	LOAD RATING: 408 KG	OFFSET: +4
REAR	WEIGHT: 6.4 KG	LOAD RATING: 590 KG	OFFSET: -9
ACCENT	FRONT	14" x 7"	1522546-266
	REAR	14" x 8"	1522547-266
MATTE BLACK	FRONT	14" x 7"	1522546-458
	REAR	14" x 8"	1522547-458

## K 4205


FRONT	WEIGHT: 4.8 KG	LOAD RATING: 408 KG	OFFSET: +4
REAR	WEIGHT: 5.7 KG	LOAD RATING: 590 KG	OFFSET: -9
MATTE BLACK	FRONT	14" x 7"	1521507-521
	REAR	14" x 8"	1521508-521
LUSTER	FRONT	14" x 7"	1521507-410
	REAR	14" x 8"	1521508-410

## L HD DUAL BEADLOCK

WEIGHT: 18.1 KG	LOAD RATING: 725.7 KG	OFFSET: +38
MATTE BLACK	FRONT/REAR	14" x 7"

## FORGED BEADLOCK RINGS

## BEADLOCK REQUIRED



## 14" FORGED BEADLOCK RINGS

## A MACHINED 1522244-266

ONLY USED ON 4203 BEADLOCK &  
HD DUAL BEADLOCK SOLD INDIVIDUALLY

## B MATTE BLACK 1523146-458

ONLY USED ON 4301 BEADLOCK &  
HD DUAL BEADLOCK SOLD INDIVIDUALLY

## KNOW YOUR WHEELS

STEP 1:  
SELECT YOUR SERIES

4 = 40-SERIES

5 = 50-SERIES

STEP 2:  
CHOOSE YOUR LOAD RATING

1 = &lt;362.9 kg

2 = 363 - 589.7 kg

3 = 590 - 726+ kg

STEP 3:  
PICK YOUR STYLE

OFFSET / BEADLOCK / COLOR

INCREASE OFFSET FROM STOCK = NARROWER STANCE  
DECREASE OFFSET FROM STOCK = WIDER STANCE

## KNOW YOUR TERRAIN



- Tread patterns optimized for extreme traction
- Ideal for both hard pack and loose trail



- Flexible "grippy" tread
- Aggressive side bite



- Provides traction and durability
- Built to perform in hard sand, jagged rocks or any other extreme terrain

# WHEEL & TIRE SETS

14" 40-SERIES	UTILITY			DESERT/ROCK	MUD/TRAIL		BACKCOUNTRY/TRAIL		
	HARVESTER 27"	28"	PRESERVE 27"	CRAWLER XR 28"	MUD XC 27"	29"	ATTACK 26"	DUAL-THREAT 26"	29"
4202 ○ ACCENT	2882383	2883220	2883203	2881343	2884267	2884260	2881335	2883140	2883148
4202 ○ MATTE BLACK	2882384	2883221	2883204	2881344	2884268	2884261	2881336	2883141	2883149
4204 ○ ACCENT	2882385	2883222	2883205	2881355	2884270	2884263	2881347	2883142	2883150
4204 ○ MATTE BLACK	2882386	2883223		2881356	2884271	2884264	2881348	2883143	2883151
4205 ○ LUSTER				2881371			2881359		
4205 ○ MATTE BLACK	2882387	2883224	2883207	2881372	2884269	2884262	2881360	2883144	2883152





- Extra deep treads
- Self-cleaning lugs



- Triple-belted sidewalls to resist puncture
- Purpose-built, long lasting tread patterns



- Handles extreme cold
- Holds shape and provides traction

TREKKER		X TERRAIN	
27"	29"	27"	29"
2890907	2890906	2889968	2889978
2890905	2890904	2889969	2889979
		2889973	2889983
		2889974	2889984
		2889975	2889985



### 15" 50-SERIES

	TRAIL ATTACK 2.0 28"	DESERT/ROCK CRAWLER XG 28"
5201 ACCENT	2883160	2883188
5201 MATTE BLACK	2883159	2883187
5202 ACCENT	2883158	2883186
5202 MATTE BLACK	2883157	2883185
5203 BEADLOCK ACCENT BEADLOCKS SOLD SEPARATELY	2883154	2883182
5301 BEADLOCK ACCENT BEADLOCKS PRE-MOUNTED	2883162	2883190
5301 BEADLOCK MATTE BLACK BEADLOCKS PRE-MOUNTED	2883161	2883189

### LUG NUTS

LUG NUTS REQUIRED

#### 12MM x 1.5 SPLINED LUG NUTS

16 LUG NUTS WITH WRENCH	ALL POLARIS RANGER 3-SEAT & CREW MODELS	287933
4 LUG NUTS WITHOUT WRENCH		2879331
SPLINED LUG WRENCH		2204966



#### 3/8" - 24 HEX LUG NUTS

16 HEX LUG NUTS	ALL POLARIS RANGER 570 '20-'21 MODELS	2877409
4 HEX LUG NUTS		2876754



# 2 WAYS TO PURCHASE

INDIVIDUAL WHEELS & TIRES  
- OR - COMPLETE SETS AS LISTED

Exclusively at Polaris Authorized Dealers

# CLEANERS

## PREP

### MUD & SHINE

- Two products in one: makes plastics shine like new and reduces mud sticking to the vehicle, making it easier to clean post ride. Available in 750ml XL Size for extra large plastic surfaces. Unique vanilla-strawberry scent.

» 750 mL • 503521

## CLEAN

### ALL-PURPOSE CLEANER

- Professional cleaner, which is formulated with a low pH-value. The product spreads well on surfaces and adheres on them for effective cleaning action. Perfectly compatible with rubber, plastic and painted surfaces. The formulation is biodegradable.

» 500 mL • 502309

## SHINE

### INSTANT SHINE & DETAILER

- The INSTANT SHINE AND DETAILER is developed for cleaning action without water. Removes insects, dust and dirt with almost no effort. Applicable for plastics, visors, windscreens, paint and metal. The wipe and shine formulation makes surfaces shine, works water repellent and also has an antistatic effect. Perfect for customers living in urban areas with no access to water, for bike trips or showroom bikes.

» 500 mL • 502546



# TRAILERING

## RAMPS



### CALIBER RAMP PRO

- Designed for ATVs and UTVs up to 127 cm wide
- Integrated grip glides for ultimate traction
- Folding sides for easy transportation and storing

» 132 CM x 229 CM • 2884576




### ALUMINUM ARCHED LOADING RAMPS

- Capacity for up to 1,361 kg
- » 193 CM x 30.5 CM • 907 KG • 2875384
- » 224 CM x 30.5 CM • 1,361 KG • 2875386



### LIGHTWEIGHT TRI-FOLD RAMPS

- Ramp folds up for transport
- Capacity for up to 680.7 kg
- Safety straps included
- » 183 CM x 130 CM • 2875385
- » 208 CM x 130 CM • 2875860



### FOLDING ALUMINUM ARCHED RAMPS

- Ramp folds up for transport
- Up to 680 kg total capacity, 340 kg per individual ramp
- Safety straps included
- » 224 CM x 30.5 CM • 2875387

## COVERS & MISC



### TRAILERING COVERS

- Protect your vehicle from the elements while storing outdoors
- A ratchet strap system on the bottom helps to secure the cover to the vehicle

#### MID-SIZE

- » 2890329  
SP 570 '22-26,  
RANGER 500 '26
- » 2890330  
CREW SP 570 '22-26

#### FULL-SIZE

- » 2890331  
XP 1000 '15-26, 1000 '20-26
- » 2890332  
CREW XP 1000 '17-26, CREW 1000 '20-26
- » POLARIS PURSUIT CAMO • 2882160  
XP 1000 '14-26, EV '15-21, 570 FULL-SIZE '17-26,  
570 '14-26, 500 '17-22, 1000 '20-26

### OFF-ROAD TOOL KIT BY CRUZTOOLS®

- » 2890429  
ALL MODELS



# CV BOOT REPAIR KIT\*

**FIX ON THE GO | TEMPORARY COVERAGE**

- A quick trail-side fix to increase trail time
- The flexible and durable boot material expands over a cone tool for CV boot repairs, without disassembling CV axles
- Universal fit – works as a temporary fix for most powersports axles
- All components fit inside the cone, and a cover is provided for compact durable storage
- Easily fits in a cargo box, attached to the roll cage, in the glovebox or many other storage locations



Items shown are contained inside cone

## UTV CV BOOT REPAIR KIT

Kit includes the following items:

- (1) Expandable XL CV Boot
- (1) Reusable Cone Tool
- (2) CV Boot Clamps
- (1) Tube of Silicone Lube
- (1) Grease Packet
- (1) Cone Cover

» 2830526

## UTV TRAIL BOOT ONLY

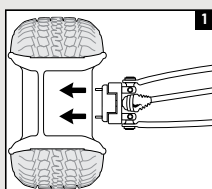
» 2830527

## ATV

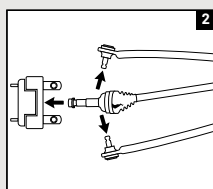
» CV REPAIR KIT  
2830528

» TRAIL BOOT ONLY  
2830529

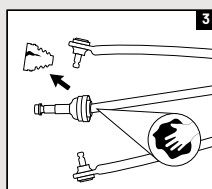
## HOW TO INSTALL



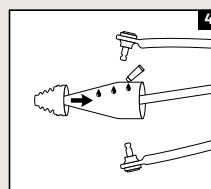
Remove wheel and axle nut.



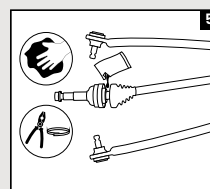
Remove brake caliper, hub, tie rod and upper and lower ball joints.



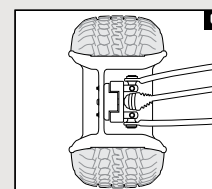
Remove old boot and clean joint.



Spread silicone lube on entire cone tool. Slide boot over cone tool, large end first. See package for outer boot instructions.



Empty the bag of grease into the CV joint/boot, clean sealing points and install clamps.



Reassemble tie rod, ball joints, brake caliper, axle nut, tire and wheel.

Refer to your service manual for further instructions and torque specifications.

\*Designed for temporary CV boot repair. Purchase the OEM CV Boot for a permanent repair.

## HITCHES



### HITCH WITH 5 CM BALL

- 3:1 Hitch: ball, hook and pin design
- Rust resistant steel with powdercoat finish
- Removable ball, 1.6 cm pin and clip
- » 5 CM x 5 CM RECEIVER • 2830522
- » 3 CM x 3 CM RECEIVER • 2830523



### 4.8 CM BALL

- 4.8 cm replacement ball for hitch
- Designed to work with 3:1 Hitch
- » 2830524



### RECEIVER HITCH

- » 5 CM RECEIVER TONGUE  
2875320



### TRAILER BALL 1.9 CM SHANK

- » 5 CM BALL • 2877603

## STRAPS & ROPES



### RECOVERY STRAP

- 5 cm x 9.1 m
- 8,165 kg maximum load, 4,082 kg maximum vehicle weight
- Comes with carry bag
- » 2884033



### RATCHET STRAP, 2 PACK

- Dimensions 3.5cm/ 50cm/ 550cm
- Heavy duty webbing
- 2000 kg maximum load, 1000 kg working load
- » POL05031



### RATCHET STRAP

- 5 cm x 6.1 m
- Heavy duty webbing, floating D-rings, double J-hooks
- 4,536 kg maximum load, 1,497 kg working load
- » 2884032



### SHOCK STRAPS

- 3.8 cm 1,361 kg breaking strength
- Keeps tension on tie-down straps to secure load, 2 pack
- » 3.8 CM x 4.6 M • 2883296
- » 3.8 CM x 2.1 M • 2883295

# OIL & LUBRICANTS

Our PS-4 engine oils provide ultimate performance and protection, they're formulated with exclusive additives to keep engines clean from deposit buildup. These powersports-grade full synthetic oils helps maximize power and protect your engine for the long term.

## PS-4 FORMULATIONS BEST PROTECTION, BEST PERFORMANCE

### PS-4 5W-50 FULL-SYNTHETIC OIL

Optimal for ambient operating temperatures of -40° C to 38° C.

1L 502484	25L 502486	200L 502488
4L 502485	60L 502487	

### PS-4 0W-50 **EXTREME** FULL-SYNTHETIC OIL

Optimal for ambient operating temperatures of -43° C to 54° C.

1L 503220	25L 503233	200L 503235
4L 503221	60L 503236	

### POLARIS DIESEL HD

Synthetic performance oil, especially designed for work applications.

1L 502573	25L 502575	200L 502577
4L 502574	60L 502576	

## OIL CHANGE KITS

These convenient kits include everything needed including filter and oil volume per vehicle

PART NUMBER	VEHICLE FITMENT
502541	SINGLE 570, TWIN 600, TWIN 700, TWIN 800
502543	RANGER/RZR/GENERAL 900/1000
502542	SPORTSMAN 570/1000

PS-4  
5W-50

## POLARIS INVESTS IN EACH OIL AT & ABOVE THESE LEVELS

**12+ DEDICATED  
TEAM MEMBERS**  
FOCUSED ON POLARIS OIL

**18+ MONTHS**  
DEVELOPMENT & TESTING

**76,000+ HOURS**  
DYNO TESTING

**3.5 MILLION+ KILOMETERS**  
FIELD TESTING



#### DOT 4 BRAKE FLUID

A high-quality brake fluid designed for use in Polaris hydraulic brakes.

» 250 ML • 502526



#### ALL-SEASON GREASE TUBE

Specialized water-resistant lubricant

» 400 G • 502538



#### PREMIUM GAS SHOCK OIL

» 1 L • 502518



#### AGL

Protects transmission components against wear, corrosion, oxidation and foam in transmissions.

» 1 L • 502505

» 25 L • 502507

» 200 L • 502508

» EXTREME 1L • 503516



## POLARIS EXTREME SYNTHETICS

### PS-4 EXTREME SYNTHETIC 0W-50

- Our best extreme high and low temp formula, excellent for high temperatures and racing, even at temps of 54°C, plus easier cold starting even below -42°C
- Expect the best in wear protection thanks to premium PAO and ester base stocks combined with a balance of moly and ZDDP additives
- Polaris exclusive clean engine additive system reduces deposits and carbon build-up for peak performance and power

### THE BEST PROTECTION, MAXIMUM PERFORMANCE

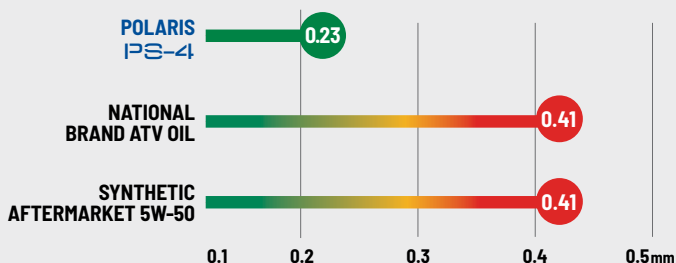
- Powersports grade full synthetics provide long lasting engine protection
- At least 40% improved wear protection compared to all aftermarket oils tested (see engine wear test chart)
- Polaris exclusive clean additive system
- At least 50% less deposits than all aftermarket oils tested (see deposit test chart)
- Cleaner engine with less deposits means consistent maximum power and performance

### WIDEST VISCOSITY FOR ULTIMATE PROTECTION



### ENGINE WEAR TEST

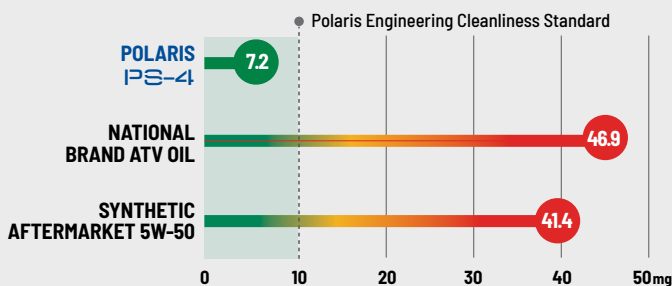
LOWER NUMBER = LESS ENGINE COMPONENT WEAR  
LESS WEAR ON PARTS MEANS LONGER ENGINE LIFE



ASTM D4172. In 3rd party testing against 9 competitive products Polaris had 40% or better wear protection compared to all of the tested products. Numbers represent mm of wear scarring measured. Test measures wear at contact points, wear scar is measured for its length and width (in units of mm). Lower wear numbers mean better wear protection and friction reduction.

### DEPOSIT TEST

LOWER DEPOSITS = MAXIMUM POWER



ASTM D6335. In 3rd party testing against 9 competitive products Polaris PS-4 had less than half the deposits compared to the next closest product. No other tested products met Polaris Engineering standards for deposit cleanliness. Test measures mass of deposits in mg in high temp, high stress test cycles. Higher deposits will impact engine power and performance.



#### DEMAND DRIVE FLUID

Proprietary formulation prevents clutch slippage and chatter and reduces component wear and corrosion.

- » 1 L • 502563
- » 25 L • 502564
- » 200 L • 502565



#### ANTI-FREEZE

Prevent corrosion on metal components, eliminate scaling and maximize cooling system performance.

- » 1 L • 502566
- » 25 L • 502567
- » 206 L • 502568



#### CARBON CLEAN

Ultimate fuel and injection system cleaner.

- » 125 ML • 502528



#### FUEL STABILIZER

Fuel Stabilizer prevents ethanol corrosion and stabilizes fuel for up to 2 years. Dual-antioxidant formula protects against gum and varnish for easy starting.

- » 125 ML • 502519
- » 355 ML • 2882519

# GARAGE ACCESSORIES



## NEW BELT CHANGE TOOL KIT

- Be prepared for whatever the outdoors throws your way
- Includes everything you need to get back on the move
- Rolls up to fit easily under seats, in glove boxes, or storage bins
- Does not include Belt

» 2830611



## NEW ESSENTIAL KIT

- Contains Jumper Cables, Portable Trail Tech Air Compressor, Ratchet Strap, Tow Strap, Tire Plug Kit, First Aid, Duct Tape, Electrical Tape, Zip Ties, Rag and Case

» 2881207

# BATTERY CHARGERS



## NOCO GENIUS® BATTERY CHARGER - 2 AMP

- Keep your battery charged
- Includes Boost Eyelet Cable with X-Connector Adapter
- Includes adapter for vehicle charge port

» 673410003



## NOCO BOOST® GB40 12V 1000A JUMP STARTER

- Delivers 1,000 amps for jump starting a dead battery in seconds

» 2830547



## NOCO BOOST® GB70 12V 2000A JUMP STARTER

- Delivers 2,000 amps for jump starting a dead battery in seconds

» 2830597



## NOCO BOOST® JUMP PACK PROTECTION CASES

- Lightweight, durable and rugged custom exterior

» GB40 • 2830548

» GB70 • 2830598


YOUR BATTERY  
**IS READY**  
WHEN YOU ARE

# SERVICE PARTS

**POLARIS ENGINEERED SERVICE PARTS DELIVER UNMATCHED PERFORMANCE AND FIT FOR YOUR OFF-ROAD VEHICLE.**

All service parts are engineered specifically for your machine. Which means everything is designed, tested and perfected to maximize the life of your ride. Getting Polaris Engineered parts is a decision that pays off in the long run, because there is a long run.

**VISIT YOUR POLARIS DEALER TO SHOP FOR SERVICE PARTS.**



## FOR THE LIFE OF YOUR RIDE

Maintenance is the key to keeping your Polaris off-road vehicle performing at its peak. Items like belts, lubricants and batteries represent only a few of these critical items engineered specifically by Polaris.



### TESTED, PERFECTED

We test each belt on the intended vehicle – we don't just try to make an existing belt "just work".

– Amery,  
Polaris System Engineer

## POLARIS ENGINEERED DRIVE BELTS

### OUR INVESTMENT

- 32,187 km of field testing
- Thousands of dyno hours
- 18+ months of development (3,000+ design hours) per belt
- 1,200+ vehicle validation hours
- Collaboration with powertrain & clutch engineers

### YOUR ADVANTAGE

- No clutch recalibration
- Less wear & tear due to heat
- Ensure maximum performance of your vehicle
- More time out riding, less time wrenching

**OUR INVESTMENTS ENSURE POLARIS BELTS OUTPERFORM YOUR EXPECTATIONS.**

# HD HEAVY DUTY PARTS

All Polaris parts are developed and tested to help you get the most out of your ride. Now, we're taking the passion of our riders, workers and outdoor enthusiasts to the next level with HD Parts. Polaris HD Parts are built for riders who push their machines to the limit—day after day, season after season. These are the ranchers, construction workers and relentless trail riders who ride in the extreme terrains and environments. From the heat of Texas to the frozen tundra of Northern Canada, and the swamps of Louisiana to the mountains of Wyoming.



## ENGINEERED TO HANDLE EXTREME CONDITIONS

We know you push your vehicle to the limit, demanding top performance. HD parts are developed to expand the boundaries of your ride and tackle extreme conditions:



**MUD**



**PAYLOADS**



**DUST**



**HEAT**



**COLD**



# APPAREL

**FIT FOR ANY ADVENTURE.** For outdoor enthusiasts looking for gear that's purposefully built to stand up to the fun and challenging experiences Polaris vehicles enable. Each piece of apparel and equipment bearing the name Polaris is crafted by outdoor enthusiasts, for outdoor enthusiasts. They are a badge of honor – representing what the Polaris brand stands for – a passion to simply be outside doing what you love.

# RANGER APPAREL & MERCHANDISE



## MEN'S RANGER TEE

**S-3XL**  
Green | 2833091  
Black | 2833092



## MEN'S LONG SLEEVE RANGER TEE

**S-3XL**  
Black | 2833094  
Gray | 2833093



## RANGER HOODIE

**S-3XL**  
Black | 2865589



## POLARIS RANGER STICKER 6"

15.24 cm x 2.16 cm | 2861864



## POLARIS RANGER PARKING SIGN

2869933



## RANGER CAP

Black | 2833131  
Green | 2833132

# RANGE COLLECTION



## RANGE WORK JACKET

Rugged and warm jacket that's tough for work and comfortable for play

**MEN'S | S-3XL**  
Black | 2865321  
Tan | 2865322

**WOMEN'S | S-3XL**  
Black | 2865345  
Tan | 2865346

# CASUALWEAR & HATS



**SOFTSHELL JACKET 2.0**

<b>MEN'S   S-3XL</b>	<b>WOMEN'S   S-3XL</b>
<b>NEW</b> Forest Green   2866404	Black   2865343
Black   2865318	Blue   2865344
Rust   2865319	
Blue   2865320	



**PURSUIT HOODIE**

<b>MEN'S   S-3XL</b>	<b>WOMEN'S   S-3XL</b>
<b>NEW</b> Tan   2866439	Camo   2865488
Orange   2864606	
Camo   2862494	
Black   2833076	
Green   2833077	



**ODYSSEY HOODIE**

<b>MEN'S   S-3XL</b>	<b>WOMEN'S   S-3XL</b>
<b>NEW</b> Cabernet   2866412	<b>NEW</b> Sage Green   2866420
Gray   2865394	Dark Blue   2865398
Tan   2865395	Dark Rose   2865399
Navy   2865396	Gray   2865397



**PLAID FLANNEL SHIRT**

<b>MEN'S   S-3XL</b>	<b>WOMEN'S   S-3XL</b>
Cabernet   2865495	Cabernet   2865496
Blue   2864671	Blue   2864673
Cypress   2864672	Teal   2864674



**PERFORMANCE SHIRT**

<b>MEN'S   S-3XL</b>
Sand   2865497
Cypress   2865498



**BLOCK '54 HOODIE**

<b>MEN'S   S-3XL</b>
Black   2866440
Sand   2866441



**PIT SHIRT** TOP SELLER

<b>MEN'S   SIZE VARIES</b>
<b>NEW</b> Tan   S-3XL   2866413
Cypress   S-3XL   2864561
Black   XS-4XL   2862526
Navy   S-3XL   2833043



**STAPLE CAP** TOP SELLER

<b>NEW</b> Sand   2866471
Maroon   2865516
Cypress   2864568
Black   2833127
Navy   2833128



**CORE CAP** TOP SELLER

Red   2833123
Gray   2833507
Navy   2833494
Black   2833495



**BLOCK '54 CAP**

Black   2866476
-----------------



**TONAL HAT**

<b>NEW</b> Olive   2866469
Orange   2864564
Black/Red   2833497
Navy   2833496



**STEALTH CAMO CAP**

Camo   2861527
----------------



**HUNTER ORANGE HAT**

S/M   2860892
L/XL   2862545



**CAMO BEANIE (REVERSIBLE)**

Camo   2833118
----------------



**CORE BEANIE**

Orange   2862595
------------------

# HELMETS & GOGGLES



**NEW**  
OLIVE/BLACK  
2866467

## TENACITY 4.0

COMBINATION OF MODERN STYLE AND PREMIUM PROTECTION WITH INCREDIBLE VALUE

XS-2XL

### SHELL

- Shock-resistant, injection-molded thermoplastic

### WEIGHT

- 1,500g

### FEATURES

- Through-flow, full-helmet ventilation
- ProClip quick release chin strap allows you to fasten the chin strap in seconds
- Removable breath box
- Toolless adjustable roost shield
- Removable, washable liner
- DOT/ECE 22.06 dual certified helmet shell



FULL DETAILS ONLINE



**NEW**  
RED  
2866418

## 509 KINGPIN **FOR POLARIS**

PREMIUM MATERIALS, ATTRACTIVE PRICE

### FEATURES

- Built for off-road, the oversized cylindrical lens delivers optimal peripheral vision
- Metal tear-off posts provide strength and durability
- Quick-change technology allows you to run the best lens tint for conditions



FULL DETAILS ONLINE



**NEW**  
RADIANT TEAL  
2866423

## 509 MX6 **FOR POLARIS**

SUPER WIDE FIELD OF VIEW, ENGINEERED FOR DIRT

### FEATURES

- PC outer lens with anti-scratch coating, and internal anti-fog coating
- Outriggers with latch system for quick lens change
- 45mm strap with silicone to hold strap in place



FULL DETAILS ONLINE

SEE OUR FULL LINE OF HOME & COLLECTIBLES ONLINE



PADDOCK  
UMBRELLA  
2800625



POLARIS  
KEY RACK  
30.5 cm x 20 cm | 2864718



**NEW**  
CAMPFIRE  
MUG  
2802505

APPAREL

RANGER APPAREL  
& MERCHANDISE

RANGE COLLECTION

CASUALWEAR & HATS

HELMETS & GOGGLES

RACING COLLECTION

# RACING COLLECTION



**NEW**

## RZR HELMET

- RZR Racing Replica Colors
- Injection-moulded thermoplastic shell
- Removable and washable lining
- Adjustable micrometric buckle

- Weight: 1,100g (+/- 50g)
- Certified: ECE 22.06

S-2XL | 2802501

ECE22.06



## HELMET

- Polycarbonate shell
- Removable & washable lining
- Double lens system with integrated sun visor
- Quick release micrometric adjustment system

- Weight: 1450 g (+/-50 g)
- 1 shell and 2 EPS: XS-M, L-XXL
- ECE 22-06 approved

Black Matte | XS-2XL | 2802408

Dark Gray Matte | XS-2XL | 2802312

ECE22.06



## BOOTS

- Waterproof and breathable lining
- Full-grain oil treated leather upper
- Specific ATV double density compound rubber sole
- Adjustable Velcro® closure
- Replaceable/adjustable plastic buckles
- Anti-bacterial replaceable footbed
- CE-approved motorcycle boots EN 13634:2017



Black | EU39 - 47 | 2802313  
Brown | EU39 - 47 | 2802314



## SPORT JACKET

- Light and water repellent jacket
- Ideal for ATV and SxS ride in wet weather
- 2 zipped pockets on the outside and 2 inside pockets
- Laser cut under the arms for better ventilation

Black | XS-4XL | 2802409



## SPORT PANTS

- Light and water repellent pant
- Ideal for ATV and SxS in wet weather
- Ergonomic cut and stretch to gain comfort
- 1 zipped pocket
- Belt adjustment with micrometric buckle

Black | XS-4XL | 2802410



## SAFETY GLOVES TOUCH



CE

- CE-approved motorcycle glove EN 13594:2015
- Touch screen compatible
- Silicon print on fingers to improve grip
- Neoprene cuff with Velcro® tightening
- Reinforcements patches for safety and comfort

Khaki | XS-7, 3XL-13 | 2802309  
Black | XS-7, 3XL-13 | 2802103



## NEO GLOVES



CE

- CE-approved motorcycle glove EN 13594:2015
- 100% synthetic neoprene glove
- Touch screen compatible
- Knuckle protected
- Reinforcements patches for safety and comfort

Black | XS-7, 3XL-13 | 2802310



## SF TECH GLOVES TOUCH



CE

- CE-approved motorcycle glove EN 13594:2015
- Touch screen compatible
- Knuckle-protected
- Silicon print on fingers to improve grip
- Neoprene cuff with Velcro® tightening
- Reinforcements patches for safety and comfort

Khaki | XS-7, 3XL-13 | 2802308  
Black | XS-7, 3XL-13 | 2802102



### TECHNICAL SHIRT

- 100% polyester
- Indelible sublimated graphics
- Hemmed edging
- Lycra cuffs and collar

Men's | Black | S-3XL | 2802404  
Women's | White | S-2XL | 2802405



### HYBRID HOODIE

- Sporty sweatshirt with padded front
- 80g quilted front
- Hood and sleeves in interlock knit

Black | S-3XL | 2800325  
**NEW** Navy | S-3XL | 2802504



### PACKABLE PUFFER JACKET

- Lightweight packable padded down jacket
- Suitable for mid-season or as a mid-layer
- Packable in a practical pouch provided
- Can be easily stored in your vehicle
- Main material 100% polyamide
- Insulation 100% polyester

Dark Blue | S-3XL | 2800125



### WATERPROOF JACKET

- 100% polyester 2,5 Layer stretch fabrics
- PU membrane waterproof and breathable 3000 mm / 3000 gr
- All seams taped and WR main zipper
- Adjustable hood
- Ventilation system on back to improve ventilation

Black | S-3XL | 2802403



### PUFFY JACKET 2.0

- Top body and shoulder polyester woven 3000 mm/3000 gr + welded quilting
- Lower body nylon 380T downproof
- 80gr padding
- Inner elastic bottom tightening
- Two external pockets with easy-grab puller

Black | S-3XL | 2800725



### PADDOCK RAINCOAT

- Waterproof rain coat made of polyester fabrics with PVC coating on outside
- All seam are high frequency welded
- Raglan sleeve shape
- Two front patch pocket with flaps
- Front opening with snaps

Black | M/L, XL/XXL | 2800425



### BODYWARMER

- Upper body and side panels in softshell waterproof and breathable 3000 mm/3000 g
- Lower body nylon downproof
- Padding 80 g
- Two external pockets with easy-grab puller

Khaki | S-3XL | 2802304  
Black | S-3XL | 2802101



### RACING SOFTSHELL

- Softshell waterproof and breathable 3000 mm/3000 g
- Removable hood
- Four external pockets with easy-grab puller

Women's | Black | S-XL | 2802402  
Men's | Khaki | S-3XL | 2802305  
Men's | Black | S-3XL | 2802003



### HYBRID JACKET

- Sleeves in softshell waterproof and breathable 3000 mm/3000 g
- Body nylon downproof
- Padding 80 g
- Three external pockets with easy-grab puller

Khaki | S-3XL | 2802401  
Black | S-3XL | 2802004

# WHEN YOU'RE TRUSTED BY MILLIONS, YOU GET TO WORK.



## **POLARIS SPORTSMAN**

ATVs for trail and adventure riders, hunters, ranchers and anyone who wants to explore the outdoors.



## **POLARIS RZR**

The #1 sport side-by-side lineup, with the most complete lineup for whatever terrain you ride. From tight mountain trails, to deep in the backwoods, to steep dunes.



## **POLARIS RANGER**

The most capable UTVs, purpose-built to be the hardest working and the smoothest riding.



THEY SAY IT TAKES 10,000 HOURS TO MASTER SOMETHING.  
WE'VE BEEN BUILDING FOR OVER 70 YEARS.

WE RELENTLESSLY TEST OUR VEHICLES TO BETTER THE RIDE,  
SO YOU CAN DO WHAT YOU WERE PUT HERE FOR.



**POLARIS**  
**XPEDITION**

Elevated performance and  
all-season comfort to go  
beyond the trailhead.



**POLARIS**  
**GENERAL**

The #1 crossover brand. Versatility,  
comfort and capability to hit the  
trails or knock out tasks.



**LIVE LIFE  
OFF ROAD.**



Availability varies by market, check your local dealer for availability. Image taken on private land. The use of vehicles in similar environments in your jurisdiction may be prohibited per locally applicable laws and regulations. Campfire in similar environments in your jurisdiction may be prohibited per locally applicable laws and regulations. Keep your campfire safe, and make sure you can control it at all times. Know your locally applicable laws and regulations. Crossing water in similar environments may be prohibited in your jurisdiction.

Warning: Polaris Off-road vehicles can be hazardous to operate and are not designed for on-road use. Driver must be at least 16 years old with a valid driver's license to operate. All riders should always wear helmets, eye protection and footwear. Read, understand and follow your owner's manual. Ride within the limits of your own abilities and never engage in stunt or exhibition driving. Never ride under the influence of drugs or alcohol. All riders should take a safety training course.

Unless noted, all trademarks are the property of Polaris Industries Inc. 509® is a registered trademark of Teton Outfitters, LLC. Apple® and App Store® are registered trademarks of Apple Inc. Bluetooth® is a registered trademark of Bluetooth Sig, Inc. Caliber® is a trademark of Caliber, Inc. Cardo® is a registered trademark of Cardo Systems, Inc. Carhartt® is a registered trademark of Carhartt, Inc. CruzTools® is a registered trademark of CYCOACTIVE, INC. Facebook™ is a service trademark of META PLATFORMS, INC. Fidlock® is a registered trademark of Fidlock GmbH. FOX® is a registered trademark of Fox Factory Inc. Google Play™ is a service trademark of Google LLC. YouTube® is a registered trademark of Google LLC. Homelink® is a registered trademark of Gentex Corporation. Instagram™ is a service trademark of Instagram, LLC. JBL® is a registered trademark of HARMAN INTERNATIONAL INDUSTRIES, INCORPORATED. MORFLEX® is a registered trademark of FNA Group, Inc. NOCO Genius® is a registered trademark of The Noco Company. RHINO-RACK® and Zwifloc® are registered trademarks of Rhino Rack Australia Pty Limited. Rigid® is a trademark of JST Performance, LLC d/b/a Rigid Industries LLC. Seatsaver® is a registered trademark of Prince Lionheart, Inc. SMART BOARD® is a registered trademark of SMART TECHNOLOGIES ULC UNLIMITED LIABILITY CORPORATION CANADA. Tiger Drylac® is a registered trademark of Tiger Coatings GMBH & CO. KG. X™ is a service trademark of X CORP. Wallbox W™ is a service trademark of Wall Box Chargers, s.l. Prices, Fitment and Availability are subject to change at any moment. Copyright © 2025 Polaris Industries Inc. All rights reserved.

# THE AMERICAN POWERSPORTS CO.

The Polaris story begins with a relentless drive to explore what's outside, to test our potential.

It all began here in America—over 70 years ago—in a small factory in Roseau, Minnesota. There, our founders forged a company built on American values, grit and ingenuity.

That factory is not so small anymore and still operates to this day, and in 2014, a new era began as our European factory assembled its first vehicles in Opole, Poland. This expansion channelled our American legacy to the heart of Europe. Our factories build the best powersports machines that America has to offer, working alongside our design, development, and testing departments as we strive to create vehicles that move you.

Today, we continue to design, engineer, and test our industry-leading vehicles across the world on dirt, sand, snow and soil with owners like you in mind.



POLARIS GLOBAL HEADQUARTERS  
MEDINA, MINNESOTA, USA



CONNECT ONLINE  
SEARCH "POLARISORV"

LEARN MORE  
ABOUT THE POLARIS STORY



**POLARIS**

Think Outside

MY26 RANGER APP ACC EMEA